

22



FLUORESCENT
LUMINAIRES 2022

TREEVOS

Industrial plastic fluorescent light fittings

PRIMA 6

PRIMA Ex 8



PRIMA T5 10



PRIMA T8 18



PRIMA VP 23



PRIMA ABS 28



Industrial metal fluorescent light fittings

PERUN 40

PERUN T5 42



PERUN T8 47



Industrial metal fluorescent light fittings

ALUMAX 54

ALUMAX T5 56



ALUMAX T8 59



Indoor plastic light fittings

BELTR 64

BELTR T5 66



BELTR T8 71



Information

INFORMATION 78

LIGHT SOURCES AND SYSTEMS 80



SOURCE COLOUR RENDERING 82

Dielen CIE	3	1B	1A	1B	1A	2A	2B	1B	1A	1B	1A	2A
Účinnost - potrávený												
Účinnost - nesráž												
Účinnost - teplota, vlhkosť												
Účinnost - mechanika												
Dĺžka - mechanika												
Dĺžka - optika												




















































CHEMICAL RESISTANCE 83

Klasifikácia	3	1B	1A	1B	1A	2A	2B	1B	1A	1B	1A	2A
Alkohol												
Aceton												
Chlorid vodný - čistý												
Chlorid vodný - roztok soľí												
Chlorid vodný - kyselina												
Chlorid uhličičný - suchý												
Chlorid uhličičný - vlhký												
Chlorid železný												
Kyselina acetoňová												
Kyselina kyselá												
Kyselina mravenčí												
Kyselina octová												
Kyselina siričavá												
Kyselina chlorovodíková												
























































LIGHT FITTING MAINTENANCE FACTOR 84

Environment	1.0	1.5	2.0	2.5	3.0
Very clean	0.95	0.93	0.93	0.92	0.92
Clean	0.94	0.91	0.91	0.90	0.90
Common (typical)	0.90	0.88	0.86	0.85	0.84

USED MARKS AND SYMBOLS

 (Ingress Protection) code for protection level against dust, solid items and water	 Electric equipment: for three-wire connection into screwed terminal block 2.5 mm²	 Protected against spouting water
 Nominal maximum temperature of environment	 Use of heat-resistant supply cables, through-wiring cables or external inputs	 Nominal input voltage 230V, 50 Hz
 Nominal minimum temperature of environment	 Electric equipment: with electronic ballast	 Nominal input voltage 220-240V, 0/50/60 Hz
 Code for protection level against external impact, resistance value in joules AC - cover made of acrylate	 Electric equipment: with electronic ballast and dimmable regulator 1-10 V	 Direct current (DC) and alternating current (AC) input voltage
 Code for protection level against external impact, resistance value in joules PC - cover made of polycarbonate	 Electric equipment: with electronic ballast and digitally dimmable regulator DALI	 Class I light fitting - basic insulation, plus terminal for earth wire
 Code for protection level against external impact ANTI-VANDALISM VERSION	 Conformity mark documenting conformity verification of product with all EU harmonising provisions	 Class II light fitting
 Fire and ignition resistance at test by hot loop heated to 650 °C, AC - cover made of acrylate	 Licence mark indicating product conformity with European standards for electric safety of product	 Electric equipment: for emergency illumination with own independent source
 Fire and ignition resistance at test by hot loop heated to 850 °C, PC - cover made of polycarbonate	 Mark registered at CENELEC as Czech mark expressing permanent conformity of product with electric safety standards	 1 phase through-wiring connection
 Fire and ignition resistance at test by hot loop heated to 960 °C	 Internationally acknowledged certificate. Product certification according to IEC standards	 3 phase through-wiring connection
 Electric equipment: for light sources - linear fluorescent tubes T5 d 16 mm, lampholder G 5	 Certificate of the United Customs Union (Russia, Belarus, Kazakhstan, Armenia, Kyrgyzstan)	 Suitable use: industrial premises, production and agricultural operations, warehouses, garages
 Electric equipment: for light sources - linear fluorescent tubes d 26 mm, lampholder G 13	 ATEX certificate for light fittings intended for use in explosive environments	 Suitable use: offices, schools, hospital interiors
 Electric equipment: for light sources - linear fluorescent tubes d 32 mm, lampholder G 13	 Light fitting intended for environments with danger of explosion	 Suitable use: shops, shopping centres
 Electric equipment: for light sources - linear fluorescent tubes d 38 mm, lampholder G 13	 Declaration of conformity with legal norms for food industry	 Suitable use: hallways and staircases, entrance halls
 Electric equipment: for light sources - compact fluorescent tubes TC-D, TC-DE, lampholder G 23	 Light fitting suitable for direct installation on commonly flammable surfaces. At present, the light fittings are without mark, according to the new ČSN EN 60598-1 standard.	 Suitable use: restaurants and dining rooms, lounges
 Electric equipment: for light sources - compact fluorescent tubes DZ (TC, PL-S), lampholder G 24	 Light fitting external surface warming	 Suitable use: wet spaces, car washes
 Electric equipment: for light sources - compact fluorescent tubes TC-L	 Protected against dust	 Suitable use: sports halls and facilities
 Electric equipment: for light sources - circular fluorescent tubes d 26mm, lampholder G 10q	 Dustproof	 Suitable use: kitchen units
 Electric equipment: for light sources - circular fluorescent tubes d 16 mm, lampholder 2GX 13	 Protected against splashing water	 Suitable use: environments with danger of explosion of combustible gases and fumes
 Electric equipment: for three-wire connection into screwless terminal block 2.5 mm²		 Suitable use: garages, warehouses

USED MARKS AND SYMBOLS

 (Ingress Protection) code for protection level against dust, solid items and water	 Electric equipment: for three-wire connection into screwed terminal block 2.5 mm ²	 Protected against spouting water
 Nominal maximum temperature of environment	 Use of heat-resistant supply cables, through-wiring cables or external inputs	 Nominal input voltage 230V, 50 Hz
 Nominal minimum temperature of environment	 Electric equipment: with electronic ballast	 Nominal input voltage 220-240V, 0/50/60 Hz
 Code for protection level against external impact, resistance value in joules AC - cover made of acrylate	 Electric equipment: with electronic ballast and dimmable regulator 1-10 V	 Direct current (DC) and alternating current (AC) input voltage
 Code for protection level against external impact, resistance value in joules PC - cover made of polycarbonate	 Electric equipment: with electronic ballast and digitally dimmable regulator DALI	 Class I light fitting - basic insulation, plus terminal for earth wire
 Code for protection level against external impact ANTI-VANDALISM VERSION	 Conformity mark documenting conformity verification of product with all EU harmonising provisions	 Class II light fitting
 Fire and ignition resistance at test by hot loop heated to 650 °C, AC - cover made of acrylate	 Licence mark indicating product conformity with European standards for electric safety of product	 Electric equipment: for emergency illumination with own independent source
 Fire and ignition resistance at test by hot loop heated to 850 °C, PC - cover made of polycarbonate	 Mark registered at CENELEC as Czech mark expressing permanent conformity of product with electric safety standards	 1 phase through-wiring connection
 Fire and ignition resistance at test by hot loop heated to 960 °C	 Internationally acknowledged certificate. Product certification according to IEC standards	 3 phase through-wiring connection
 Electric equipment: for light sources - linear fluorescent tubes T5 d 16 mm, lampholder G 5	 Certificate of the United Customs Union (Russia, Belarus, Kazakhstan, Armenia, Kyrgyzstan)	 Suitable use: industrial premises, production and agricultural operations, warehouses, garages
 Electric equipment: for light sources - linear fluorescent tubes d 26 mm, lampholder G 13	 ATEX certificate for light fittings intended for use in explosive environments	 Suitable use: offices, schools, hospital interiors
 Electric equipment: for light sources - linear fluorescent tubes d 32 mm, lampholder G 13	 Light fitting intended for environments with danger of explosion	 Suitable use: shops, shopping centres
 Electric equipment: for light sources - linear fluorescent tubes d 38 mm, lampholder G 13	 Declaration of conformity with legal norms for food industry	 Suitable use: hallways and staircases, entrance halls
 Electric equipment: for light sources - compact fluorescent tubes TC-D, TC-DE, lampholder G 23	 Light fitting suitable for direct installation on commonly flammable surfaces. At present, the light fittings are without mark, according to the new ČSN EN 60598-1 standard.	 Suitable use: restaurants and dining rooms, lounges
 Electric equipment: for light sources - compact fluorescent tubes DZ (TC, PL-S), lampholder G 24	 Light fitting external surface warming	 Suitable use: wet spaces, car washes
 Electric equipment: for light sources - compact fluorescent tubes TC-L	 Protected against dust	 Suitable use: sports halls and facilities
 Electric equipment: for light sources - circular fluorescent tubes d 26mm, lampholder G 10q	 Dustproof	 Suitable use: kitchen units
 Electric equipment: for light sources - circular fluorescent tubes d 16 mm, lampholder 2GX 13	 Protected against splashing water	 Suitable use: environments with danger of explosion of combustible gases and fumes
 Electric equipment: for three-wire connection into screwless terminal block 2.5 mm ²		 Suitable use: garages, warehouses

PRIMA



INDUSTRIAL
PLASTIC
DUSTPROOF
WATERPROOF
IMPACT-RESISTANT



PRIMA – industrial plastic fluorescent light fitting



PRIMA FOR ENVIRONMENT
WITH A DANGER OF
EXPLOSION - Z. 2,22
p. 8



PRIMA T8 Ex
p. 8

IP66

PRIMA
ACCESSORIES
p. 35



PRIMA T5
ACCESSORIES
p. 35



PRIMA T8
ACCESSORIES
p. 37

PRIMA T5
p. 10



PRIMA T5
AC, PC
p. 11

IP66

PRIMA T8
p. 18



PRIMA T8
AC, PC
p. 19

IP66

PRIMA FOR OUTDOOR
SPACES
p. 23



PRIMA T5
PC VP
p. 24



PRIMA T8
PC VP
p. 26

IP66

PRIMA CHEMICALLY
RESISTANT
p. 28



PRIMA T5
ABS AC
p. 29



PRIMA T8
ABS AC
p. 32

IP66

PRIMA Ex



... for explosion hazard environment group II, category 3 (zone 2, 22).

USE

The light fitting is suitable for the environment with a danger of explosion of gas, dust and combustible fumes. The light fittings meet the requirements European Community Directive No.2014/34/EC.

The light fitting is certified for the environment:
 Ex II 3G Ex ec IIC T4 Gc
 Ex II 3D Ex tc IIIC T85°C Dc IP66

The basic requirements for safety and health protection are secured by the verification of conformity with the standards according to EN 60079-7, EN 60079-0, EN 60079-23, EN 60598-1 and EN 60598-2-1.

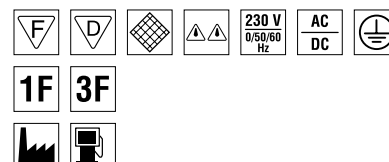
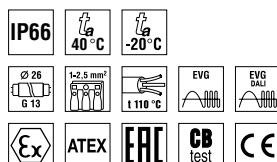
The light fitting is resistant to dust, moisture and spouting water. The body and the diffuser made of polycarbonate (PC) have the increased resistance against deformation and impact.

It is necessary to consider exhalation in the air reducing the usability of the plastic at installations in an aggressive environment, see also page 83.

ADVANTAGES

- Light fitting protection **IP66**
- Maximum ambient temperature **t_a = 40 °C**
- Diffuser: polycarbonate (PC) = high mechanical resistance
- Clips: stainless steel + polyamide
- Through-wiring of up to 10 wires at bodies
- Certification: **ATEX AR16ATEX024Xrev2**, EAC, CB

It is also available in a **LED** design.
 More information is in the TREVOS catalogue of LED light fittings marked as PRIMA LED Ex.

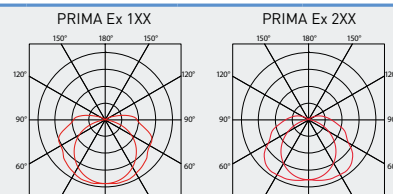
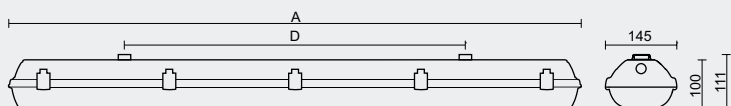


PRIMA Ex



TECHNICAL DESCRIPTION

- Diffuser: transparent polycarbonate (PC), UV stable, impact-resistant
- Body: grey polycarbonate (PC), UV stable, impact-resistant
- Reflector: steel sheet, white colour (RAL 9003)
- Clips: stainless steel + polyamide + 15 % glass fibre
- Terminal block: screwless, three-pole incl. earthing tape & screw for a perfect connection (basic version)
- Distance part: polyamide + 10 % glass fibre, serves to suspend the reflector during assembly
- Cable glands: screwed M20 × 1,5 ATEX
- Installation: package contains stainless hooks and stainless brackets
- Electric equipment: electronic ballast T8 DALI, halogen-free wires with higher temperature resistance up to 110 °C, shake resistant lampholders
- Light fitting protection: IP66
- Maximum ambient temperature: $t_a = 40\text{ °C}$
- Minimum ambient temperature: $t_a = -20\text{ °C}$



Code	Type	Light sources [W]	Luminous flux [lm]*	Light fitting efficiency [%]	Net weight [kg]	A [mm]	D [mm]
Diffuser made of transparent polycarbonate (PC) - electronic ballast - T8/G13							
39025	PRIMA Ex 136 PCc E	1x36	3350*	81	2,5	1272	700
39035	PRIMA Ex 158 PCc E	1x58	5200*	81	3,5	1572	940
39055	PRIMA Ex 236 PCc E	2x36	6700*	72	2,6	1272	700
39065	PRIMA Ex 258 PCc E	2x58	10400*	72	3,6	1572	940

* - total luminous flux of the light fitting with T8/840 sources at the temperature of 25 °C

PRIMA Ex PCc E

Electronic ballast

Code	Type	1F	3F	ER DALI	ER DALI 1F	ER DALI 3F
39025	PRIMA Ex 136 PCc E	39026	39085	39027	39028	39029
39035	PRIMA Ex 158 PCc E	39036	39095	39037	39038	39039
39055	PRIMA Ex 236 PCc E	39056	39086	39057	39058	39059
39065	PRIMA Ex 258 PCc E	39066	39096	39067	39068	39069

Example of type marking: 39086 = PRIMA Ex 236 PCc **3F** E

LEGEND

ER DALI – version with electronic digital dimmable ballast controlled by DALI protocol

1F

– 1 phase wiring cables for through-wiring

3F

– 3 phase wiring cables for through-wiring

LIGHT FITTING ATTACHMENT

- Directly to a ceiling or a wall with the use of screws and stainless brackets
- Suspension with the use of stainless hooks
- Attachment with the use of side hangers to the wall



LIGHT FITTING DETAILED VIEW

PRIMA Ex



PRIMA T5



... dustproof, waterproof and impact-resistant.

USE

The light fitting is suitable for industrial indoor and outdoor roofed spaces, warehouses with high ceilings, sports areas, workshops, garages, transport terminals, utility structures and laboratories without a danger of explosion of gas, dust and combustible fumes.

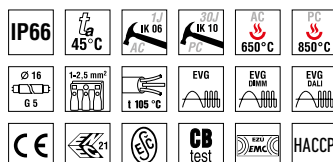
The light fitting is resistant to dust, moisture and spouting water. The body and the diffuser made of polycarbonate (PC) have the increased resistance against deformation and impact.

It is necessary to consider exhalation in the air reducing the usability of the plastic at installations in an aggressive environment, see also page 83.

ADVANTAGES

- Light fitting protection: **IP66**
- Maximum ambient temperature **t_a = 45 °C**
- Diffuser: acrylate (AC) = excellent optical characteristics or polycarbonate (PC) = high mechanical resistance
- Clips: polyamide + 15 % glass fibre or stainless steel + polyamide
- Up to 10 % lower electricity consumption when compared to electronic ballast T8
- Up to 40 % lower electricity consumption when compared to inductive ballast T8
- Up to 80 % lower electricity consumption in DALI, DIM version when compared to inductive ballast T8
- Up to 14 % higher luminous efficiency when compared to fluorescent light fittings T8
- Up to 10 % lower electricity consumption if ES [Energy Saver] tubes are used
- Maximum luminous flux of the light fitting T5 is achieved at 35 °C (T8 at 25 °C)
- It can be delivered in dimmable or emergency version
- ES version has extended lifetime of tubes and guarantee in OSRAM system
- Through-wiring of up to 10 wires at bodies of 228/254 and 235/249/280 type light fittings
- Certification: ESC, ENEC, CB, HACCP

It is also available in a **LED** design. More information is in the TREVOS catalogue of LED light fittings marked as PRIMA LED.

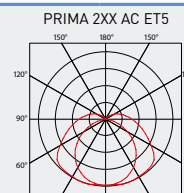
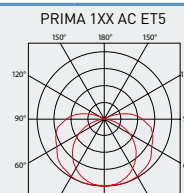
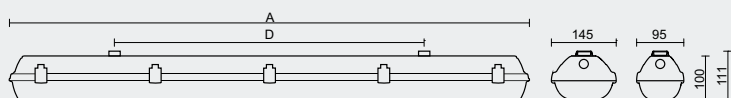


PRIMA T5 AC, ACc



TECHNICAL DESCRIPTION

- Diffuser: transparent acrylate (AC), UV stable, excellent optical characteristics
- Body: grey polycarbonate (PC), UV stable, impact-resistant
- Reflector: steel sheet, white colour (RAL 9003)
- Clips: polyamide + 15 % glass fibre or stainless steel + polyamide
- Sealing: polyurethane (PUR), foamed body groove
- Cable glands: rubber (SBS)
- Terminal block: screwless, three-pole (basic version)
- Distance part: polyamide + 10 % glass fibre, it is used for reflector attachment during assembly
- Installation: package contains stainless hooks and stainless brackets
- Electric equipment: electronic ballast T5; T5 intelligent; T5 DALI or T5 DIM
- Light fitting protection: IP66
- Maximum ambient temperature: $t_a = 45\text{ }^\circ\text{C}$ (type PRIMA 280 ET5 $t_a = 35\text{ }^\circ\text{C}$)



Code	Type	Light sources [W]	Luminous flux [lm]*	Light fitting efficiency [%]	Net weight [kg]	A [mm]	D [mm]
Diffuser made of transparent acrylate (AC) - electronic ballast HE (effective line) - T5/G5							
90510	PRIMA 114 AC ET5	1x14	1350*	96	1.0	662	350
90570	PRIMA 114v AC ET5	1x14	1350*	96	1.3	662	350
90520	PRIMA 128 AC ET5	1x28	2900*	96	1.9	1272	700
90530	PRIMA 135 AC ET5	1x35	3650*	96	2.1	1572	940
90540	PRIMA 214 AC ET5	2x14	2700*	92	1.3	662	350
90550	PRIMA 228 AC ET5	2x28	5800*	92	2.2	1272	700
90560	PRIMA 235 AC ET5	2x35	7300*	92	2.7	1572	940
90500	PRIMA 328 AC ET5	3x28	8700*	82	3.1	1272	700
Diffuser made of transparent acrylate (AC) - electronic ballast HO (performance line) - T5/G5							
90515	PRIMA 124 AC ET5	1x24	2000*	96	1.0	662	350
90595	PRIMA 124v AC ET5	1x24	2000*	96	1.3	662	350
90525	PRIMA 154 AC ET5	1x54	5000*	96	1.9	1272	700
90575	PRIMA 149 AC ET5	1x49	4900*	95	2.1	1572	940
90535	PRIMA 180 AC ET5	1x80	7000*	96	2.1	1572	940
90545	PRIMA 224 AC ET5	2x24	4000*	92	1.3	662	350
90555	PRIMA 254 AC ET5	2x54	10000*	92	2.2	1272	700
90585	PRIMA 249 AC ET5	2x49	9800*	92	2.7	1572	940
90565	PRIMA 280 AC ET5	2x80	14000*	92	2.8	1572	940
Diffuser made of transparent acrylate (AC) - electronic ballast HE/HO (intelligent) - T5/G5							
90571	PRIMA 128/54 AC ET5	1x28/54	2900/5000*	96/96	2.0	1272	700
90581	PRIMA 135/49/80 AC ET5	1x35/49/80	3650/4900/7000*	96/96/96	2.1	1572	940
90591	PRIMA 228/54 AC ET5	2x28/54	5800/10000*	92/92	2.4	1272	700
90501	PRIMA 235/49 AC ET5	2x35/49	7300/9800*	92/92	3.3	1572	940
90511	PRIMA 235/49/80 AC ET5	2x35/49/80	7300/9800/14000*	92/92/92	3.3	1572	940

v - broad version of the light fitting (PRIMA 114v/124v, width 145 mm)

* - total luminous flux of the light fitting with T5/840 sources at the temperature of 35 °C

PRIMA T5 AC

Code	Type	Diffuser made of transparent acrylate (AC), electronic ballast, plastic clips					
		1F	3F	M1h	M3h	3F M1h	3F M3h
90510	PRIMA 114 AC ET5	x	x	x	x	x	x
90570	PRIMA 114v AC ET5	x	x	90578	91578	x	x
90520	PRIMA 128 AC ET5	90522	90502	90528	91528	90508	x
90530	PRIMA 135 AC ET5	90532	90512	90538	91538	90518	93518
90540	PRIMA 214 AC ET5	x	x	90548	91548	x	x
90550	PRIMA 228 AC ET5	90552	90582	90558	91558	90588	93588
90560	PRIMA 235 AC ET5	90562	90592	90568	91568	90598	93598
90500	PRIMA 328 AC ET5	x	x	x	x	x	x
90515	PRIMA 124 AC ET5	x	x	x	x	x	x
90595	PRIMA 124v AC ET5	x	x	91514	91594	x	x
90525	PRIMA 154 AC ET5	90526	90506	90524	91524	90504	x
90575	PRIMA 149 AC ET5	90546	91546	90544	91544	90514	93544
90535	PRIMA 180 AC ET5	90536	90516	90534	91534	93534	93514
90545	PRIMA 224 AC ET5	x	x	91504	91584	x	x
90555	PRIMA 254 AC ET5	90556	90586	90554	91554	90584	93584
90585	PRIMA 249 AC ET5	90576	91576	90574	91574	90594	93574
90565	PRIMA 280 AC ET5	90566	90596	90564	91564	93564	93594

Example of type marking: 90594 = PRIMA 249 AC **3F M1h** ET5

PRIMA T5 ACc

Code	Type
90610	PRIMA 114 ACc ET5
90670	PRIMA 114v ACc ET5
90620	PRIMA 128 ACc ET5
90630	PRIMA 135 ACc ET5
90640	PRIMA 214 ACc ET5
90650	PRIMA 228 ACc ET5
90660	PRIMA 235 ACc ET5
90600	PRIMA 328 ACc ET5
90615	PRIMA 124 ACc ET5
90695	PRIMA 124v ACc ET5
90625	PRIMA 154 ACc ET5
90675	PRIMA 149 ACc ET5
90635	PRIMA 180 ACc ET5
90645	PRIMA 224 ACc ET5
90655	PRIMA 254 ACc ET5
90685	PRIMA 249 ACc ET5
90665	PRIMA 280 ACc ET5

Diffuser made of transparent acrylate (AC), electronic ballast, stainless clips (c)

1F	3F	M1h	M3h	3F M1h	3F M3h
x	x	x	x	x	x
x	x	90678	91678	x	x
90622	90602	90628	91628	90608	x
90632	90612	90638	91638	90618	93618
x	x	90648	91648	x	x
90652	90682	90658	91658	90688	93688
90662	90692	90668	91668	90698	93698
x	x	x	x	x	x
x	x	x	x	x	x
x	x	91614	91694	x	x
90626	90606	90624	91624	90604	x
90646	91646	90644	91644	90614	93644
90636	90616	90634	91634	93634	93614
x	x	91604	91684	x	x
90656	90686	90654	91654	90684	93684
90676	91676	90674	91674	90694	93674
90666	90696	90664	91664	93664	93694

PRIMA T5 AC ER DIM

Code	Type
90577	PRIMA 114v AC ERT5 DIM
90527	PRIMA 128 AC ERT5 DIM
90537	PRIMA 135 AC ERT5 DIM
90547	PRIMA 214 AC ERT5 DIM
90557	PRIMA 228 AC ERT5 DIM
90567	PRIMA 235 AC ERT5 DIM
91583	PRIMA 124v AC ERT5 DIM
90523	PRIMA 154 AC ERT5 DIM
90543	PRIMA 149 AC ERT5 DIM
90533	PRIMA 180 AC ERT5 DIM
91503	PRIMA 224 AC ERT5 DIM
90553	PRIMA 254 AC ERT5 DIM
90573	PRIMA 249 AC ERT5 DIM
90563	PRIMA 280 AC ERT5 DIM

Diffuser made of transparent acrylate (AC), electronic analogue dimmable ballast T5 DIM 1-10V, plastic clips

1F	3F	M1h	M3h	3F M1h	3F M3h
x	x	98578	x	x	x
91507	90507	98528	99528	98508	x
91517	90517	98538	99538	98518	99518
x	x	98548	x	x	x
91587	90587	98558	99558	98588	99588
91597	90597	98568	99568	98598	99598
x	x	94514	x	x	x
91523	90503	98524	99524	98504	x
91543	91513	98544	97544	98514	94544
91533	90513	98534	99534	99504	99514
x	x	94504	x	x	x
91553	90583	98554	99554	98584	99584
91573	91593	98574	97574	98594	94574
91563	90593	98564	99564	93504	99594

PRIMA T5 ACc ER DIM

90677	PRIMA 114v ACc ERT5 DIM
90627	PRIMA 128 ACc ERT5 DIM
90637	PRIMA 135 ACc ERT5 DIM
90647	PRIMA 214 ACc ERT5 DIM
90657	PRIMA 228 ACc ERT5 DIM
90667	PRIMA 235 ACc ERT5 DIM
91683	PRIMA 124v ACc ERT5 DIM
90623	PRIMA 154 ACc ERT5 DIM
90643	PRIMA 149 ACc ERT5 DIM
90633	PRIMA 180 ACc ERT5 DIM
91603	PRIMA 224 ACc ERT5 DIM
90653	PRIMA 254 ACc ERT5 DIM
90673	PRIMA 249 ACc ERT5 DIM
90663	PRIMA 280 ACc ERT5 DIM

Diffuser made of transparent acrylate (AC), electronic analogue dimmable ballast T5 DIM 1-10V, stainless clips (c)

x	x	98678	x	x	x
91607	90607	98628	99628	98608	x
91617	90617	98638	99638	98618	99618
x	x	98648	x	x	x
91687	90687	98658	99658	98688	99688
91697	90697	98668	99668	98698	99698
x	x	94614	x	x	x
91623	90603	98624	99624	98604	x
91643	91613	98644	97644	98614	94644
91633	90613	98634	99634	99604	99614
x	x	94604	x	x	x
91653	90683	98654	99654	98684	99684
91673	91693	98674	97674	98694	94674
91663	90693	98664	99664	93604	99694

PRIMA T5 AC ER DALI

Code	Type
93577	PRIMA 114v AC ERT5 DALI
93527	PRIMA 128 AC ERT5 DALI
93537	PRIMA 135 AC ERT5 DALI
93547	PRIMA 214 AC ERT5 DALI
93557	PRIMA 228 AC ERT5 DALI
93567	PRIMA 235 AC ERT5 DALI
94583	PRIMA 124v AC ERT5 DALI
93523	PRIMA 154 AC ERT5 DALI
93543	PRIMA 149 AC ERT5 DALI
93533	PRIMA 180 AC ERT5 DALI
94503	PRIMA 224 AC ERT5 DALI
93553	PRIMA 254 AC ERT5 DALI
93573	PRIMA 249 AC ERT5 DALI
93563	PRIMA 280 AC ERT5 DALI

Diffuser made of transparent acrylate (AC), electronic digital dimmable ballast T5 DALI, plastic clips

1F	3F	M1h	M3h	3F M1h	3F M3h
x	x	98577	x	x	x
94507	93507	98527	99527	98507	x
94517	93517	98537	99537	98517	99517
x	x	98547	x	x	x
94587	93587	98557	99557	98587	99587
94597	93597	98567	99567	98597	99597
x	x	code	x	x	x
94523	93503	98523	99523	98503	x
94543	94513	98543	99543	98513	99544
94533	93513	98533	99533	99503	99513
x	x	94584	x	x	x
94553	93583	98553	99553	98583	99583
94573	94593	98573	99573	98593	99574
94563	93593	98563	99563	93508	99593

Example of type marking: 93593 = PRIMA 280 AC 3F ERT5 DALI

PRIMA T5 ACc ER DALI

Diffuser made of transparent acrylate (AC), electronic digital dimmable ballast T5 DALI, stainless clips (c)

Code	Type	1F	3F	M1h	M3h	3F M1h	3F M3h
93677	PRIMA 114v ACc ERT5 DALI	x	x	98677	x	x	x
93627	PRIMA 128 ACc ERT5 DALI	94607	93607	98627	99627	98607	x
93637	PRIMA 135 ACc ERT5 DALI	94617	93617	98637	99637	98617	99617
93647	PRIMA 214 ACc ERT5 DALI	x	x	98647	x	x	x
93657	PRIMA 228 ACc ERT5 DALI	94687	93687	98657	99657	98687	99687
93667	PRIMA 235 ACc ERT5 DALI	94697	93697	98667	99667	98697	99697
94683	PRIMA 124v ACc ERT5 DALI	x	x	94694	x	x	x
93623	PRIMA 154 ACc ERT5 DALI	94623	93603	98623	99623	98603	x
93643	PRIMA 149 ACc ERT5 DALI	94643	94613	98643	99643	98613	99644
93633	PRIMA 180 ACc ERT5 DALI	94633	93613	98633	99633	99603	99613
94603	PRIMA 224 ACc ERT5 DALI	x	x	94684	x	x	x
93653	PRIMA 254 ACc ERT5 DALI	94653	93683	98653	99653	98683	99683
93673	PRIMA 249 ACc ERT5 DALI	94673	94693	98673	99673	98693	99674
93663	PRIMA 280 ACc ERT5 DALI	94663	93693	98663	99663	93608	99693

MADE-TO-ORDER VERSION

* we can also deliver made-to-order light fittings equipped with back-up source for emergency (non-maintained) illumination

PRIMA T5 AC NM1h

Diffuser made of transparent acrylate (AC), emergency back-up source - 1 hour for emergency (non-maintained) illumination, plastic clips

PRIMA T5 ACc NM1h

Diffuser made of transparent acrylate (AC), emergency back-up source - 1 hour for emergency (non-maintained) illumination, stainless clips (c)

PRIMA T5 AC NM3h

Diffuser made of transparent acrylate (AC), emergency back-up source - 3 hours for emergency (non-maintained) illumination, plastic clips

PRIMA T5 ACc NM3h

Diffuser made of transparent acrylate (AC), emergency back-up source - 3 hours for emergency (non-maintained) illumination, stainless clips (c)

LEGEND

ERT5 DALI – version with electronic digital dimmable ballast controlled by DALI protocol**ERT5 DIM** – version with electronic analogue dimmable ballast 1-10 V**1F** – 1 phase wiring cables for through-wiring**3F** – 3 phase wiring cables for through-wiring**M1h** – emergency back-up source with operating time of 1 hour (SA) for both permanent and emergency illumination**M3h** – emergency back-up source with operating time of 3 hours (SA) for both permanent and emergency illumination**NM1h** – emergency back-up source with operating time of 1 hour (SE) for emergency (non-maintained) illumination**NM3h** – emergency back-up source with operating time of 3 hours (SE) for emergency (non-maintained) illumination


Batteries must be formatted before their putting into operation. Assembly instructions must be observed at installation.

LIGHT FITTING ATTACHMENT

a) Directly to a ceiling or a wall with the use of screws and stainless brackets

b) Suspension with the use of stainless hooks

c) Attachment with the use of side hangers to the wall



LIGHT FITTING DETAILED VIEW

PRIMA T5 AC

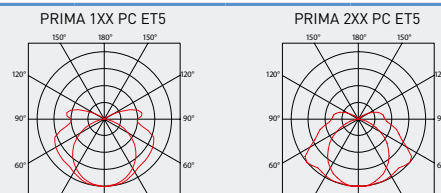
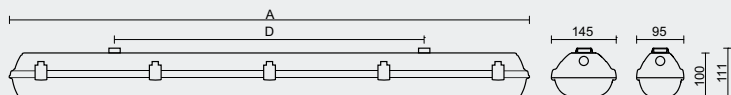


PRIMA T5 PC, PCc



TECHNICAL DESCRIPTION

- Diffuser: transparent polycarbonate (PC), UV stable, impact-resistant
- Body: grey polycarbonate (PC), UV stable, impact-resistant
- Reflector: steel sheet, white colour (RAL 9003)
- Clips: polyamide + 15 % glass fibre or stainless steel + polyamide
- Sealing: polyurethane (PUR), foamed body groove
- Cable glands: rubber (SBS)
- Terminal block: screwless, three-pole (basic version)
- Distance part: polyamide + 10 % glass fibre, it is used for reflector attachment during assembly
- Installation: package contains stainless hooks and stainless brackets
- Electric equipment: electronic ballast T5; T5 intelligent; T5 DALI or T5 DIM
- Light fitting protection: IP66
- Maximum ambient temperature: $t_a = 45^\circ\text{C}$ (type PRIMA 280 ET5 $t_a = 35^\circ\text{C}$)



Code	Type	Light sources [W]	Luminous flux [lm]*	Light fitting efficiency [%]	Net weight [kg]	A [mm]	D [mm]
Diffuser made of transparent polycarbonate (PC) - electronic ballast HE (effective line) - T5/G5							
90710	PRIMA 114 PC ET5	1x14	1350*	96	1.0	662	350
90770	PRIMA 114v PC ET5	1x14	1350*	96	1.3	662	350
90720	PRIMA 128 PC ET5	1x28	2900*	96	1.9	1272	700
90730	PRIMA 135 PC ET5	1x35	3650*	96	2.1	1572	940
90740	PRIMA 214 PC ET5	2x14	2700*	92	1.3	662	350
90750	PRIMA 228 PC ET5	2x28	5800*	92	2.2	1272	700
90760	PRIMA 235 PC ET5	2x35	7300*	92	2.7	1572	940
90700	PRIMA 328 PC ET5	3x28	8700*	82	3.1	1272	700
Diffuser made of transparent polycarbonate (PC) - electronic ballast HO (performance line) - T5/G5							
90715	PRIMA 124 PC ET5	1x24	2000*	96	1.0	662	350
90795	PRIMA 124v PC ET5	1x24	2000*	96	1.3	662	350
90725	PRIMA 154 PC ET5	1x54	5000*	96	1.9	1272	700
90775	PRIMA 149 PC ET5	1x49	4900*	96	2.1	1572	940
90735	PRIMA 180 PC ET5	1x80	7000*	96	2.1	1572	940
90745	PRIMA 224 PC ET5	2x24	4000*	92	1.3	662	350
90755	PRIMA 254 PC ET5	2x54	10000*	92	2.2	1272	700
90785	PRIMA 249 PC ET5	2x49	9800*	92	2.7	1572	940
90765	PRIMA 280 PC ET5	2x80	14000*	92	2.8	1572	940
Diffuser made of transparent polycarbonate (PC) - electronic ballast HE/HO (intelligent) - T5/G5							
90771	PRIMA 128/54 PC ET5	1x28/54	2900/5000*	96/96	2.0	1272	700
90781	PRIMA 135/49/80 PC ET5	1x35/49/80	3650/4900/7000*	96/96/96	2.1	1572	940
90791	PRIMA 228/54 PC ET5	2x28/54	5800/10000*	92/92	2.4	1272	700
90701	PRIMA 235/49 PC ET5	2x35/49	7300/9800*	92/92	3.3	1572	940
90711	PRIMA 235/49/80 PC ET5	2x35/49/80	7300/9800/14000*	92/92/92	3.3	1572	940

v - broad version of the light fitting (PRIMA 114v/124v, width 145 mm)

* - total luminous flux of the light fitting with T5/840 sources at the temperature of 35 °C

PRIMA T5 PC

Code	Type
90710	PRIMA 114 PC ET5
90770	PRIMA 114v PC ET5
90720	PRIMA 128 PC ET5
90730	PRIMA 135 PC ET5
90740	PRIMA 214 PC ET5
90750	PRIMA 228 PC ET5
90760	PRIMA 235 PC ET5
90700	PRIMA 328 PC ET5
90715	PRIMA 124 PC ET5
90795	PRIMA 124v PC ET5
90725	PRIMA 154 PC ET5
90775	PRIMA 149 PC ET5
90735	PRIMA 180 PC ET5
90745	PRIMA 224 PC ET5
90755	PRIMA 254 PC ET5
90785	PRIMA 249 PC ET5
90765	PRIMA 280 PC ET5

Diffuser made of transparent polycarbonate (PC), electronic ballast, plastic clips

	1F	3F	M1h	M3h	3F M1h	3F M3h
x	x	x	x	x	x	x
x	x	90778	91778	x	x	x
90722	90702	90728	91728	90708	x	x
90732	90712	90738	91738	90718	93718	x
x	x	90748	91748	x	x	x
90752	90782	90758	91758	90788	93788	x
90762	90792	90768	91768	90798	93798	x
x	x	x	x	x	x	x
x	x	x	x	x	x	x
x	x	91714	91794	x	x	x
90726	90706	90724	91724	90704	x	x
90746	91746	90744	91744	90714	93744	x
90736	90716	90734	91734	93734	93714	x
x	x	91704	91784	x	x	x
90756	90786	90754	91754	90784	93784	x
90776	91776	90774	91774	90794	93774	x
90766	90796	90764	91764	93764	93794	x

Example of type marking: 90794 = PRIMA 249 PC 3F M1h ET5

PRIMA T5 PCc

Code	Type
90810	PRIMA 114 PCc ET5
90870	PRIMA 114v PCc ET5
90820	PRIMA 128 PCc ET5
90830	PRIMA 135 PCc ET5
90840	PRIMA 214 PCc ET5
90850	PRIMA 228 PCc ET5
90860	PRIMA 235 PCc ET5
90800	PRIMA 328 PCc ET5
90815	PRIMA 124 PCc ET5
90895	PRIMA 124v PCc ET5
90825	PRIMA 154 PCc ET5
90875	PRIMA 149 PCc ET5
90835	PRIMA 180 PCc ET5
90845	PRIMA 224 PCc ET5
90855	PRIMA 254 PCc ET5
90885	PRIMA 249 PCc ET5
90865	PRIMA 280 PCc ET5

Diffuser made of transparent polycarbonate (PC), electronic ballast T5, stainless clips (c)

1F	3F	M1h	M3h	3F M1h	3F M3h
x	x	x	x	x	x
x	x	90878	91878	x	x
90822	90802	90828	91828	90808	x
90832	90812	90838	91838	90818	93818
x	x	90848	91848	x	x
90852	90882	90858	91858	90888	93888
90862	90892	90868	91868	90898	93898
x	x	x	x	x	x
x	x	x	x	x	x
x	x	91814	91894	x	x
90826	90806	90824	91824	90804	x
90846	91846	90844	91844	90814	93844
90836	90816	90834	91834	93834	93814
x	x	91804	91884	x	x
90856	90886	90854	91854	90884	93884
90876	91876	90874	91874	90894	93874
90866	90896	90864	91864	93864	93894

PRIMA T5 PC ER DIM

Code	Type
90777	PRIMA 114v PC ERT5 DIM
90727	PRIMA 128 PC ERT5 DIM
90737	PRIMA 135 PC ERT5 DIM
90747	PRIMA 214 PC ERT5 DIM
90757	PRIMA 228 PC ERT5 DIM
90767	PRIMA 235 PC ERT5 DIM
91783	PRIMA 124v PC ERT5 DIM
90723	PRIMA 154 PC ERT5 DIM
90743	PRIMA 149 PC ERT5 DIM
90733	PRIMA 180 PC ERT5 DIM
91703	PRIMA 224 PC ERT5 DIM
90753	PRIMA 254 PC ERT5 DIM
90773	PRIMA 249 PC ERT5 DIM
90763	PRIMA 280 PC ERT5 DIM

Diffuser made of transparent polycarbonate (PC), electronic analogue dimmable ballast T5 DIM 1-10V, plastic clips

1F	3F	M1h	M3h	3F M1h	3F M3h
x	x	98778	x	x	x
91707	90707	98728	99728	98708	x
91717	90717	98738	99738	98718	99718
x	x	98748	x	x	x
91787	90787	98758	99758	98788	99788
91797	90797	98768	99768	98798	99798
x	x	94714	x	x	x
91723	90703	98724	99724	98704	x
91743	91713	98744	97744	98714	94744
91733	90713	98734	99734	99704	99714
x	x	94704	x	x	x
91753	90783	98754	99754	98784	99784
91773	91793	98774	97774	98794	94774
91763	90793	98764	99764	93704	99794

PRIMA T5 PCc ER DIM

90877	PRIMA 114v PCc ERT5 DIM
90827	PRIMA 128 PCc ERT5 DIM
90837	PRIMA 135 PCc ERT5 DIM
90847	PRIMA 214 PCc ERT5 DIM
90857	PRIMA 228 PCc ERT5 DIM
90867	PRIMA 235 PCc ERT5 DIM
91883	PRIMA 124v PCc ERT5 DIM
90823	PRIMA 154 PCc ERT5 DIM
90843	PRIMA 149 PCc ERT5 DIM
90833	PRIMA 180 PCc ERT5 DIM
91803	PRIMA 224 PCc ERT5 DIM
90853	PRIMA 254 PCc ERT5 DIM
90873	PRIMA 249 PCc ERT5 DIM
90863	PRIMA 280 PCc ERT5 DIM

Diffuser made of transparent polycarbonate (PC), electronic analogue dimmable ballast T5 DIM 1-10V, stainless clips (c)

x	x	98878	x	x	x
91807	90807	98828	99828	98808	x
91817	90817	98838	99838	98818	99818
x	x	98848	x	x	x
91887	90887	98858	99858	98888	99888
91897	90897	98868	99868	98898	99898
x	x	94814	x	x	x
91823	90803	98824	99824	98804	x
91843	91813	98844	97844	98814	94844
91833	90813	98834	99834	99804	99814
x	x	94804	x	x	x
91853	90883	98854	99854	98884	99884
91873	91893	98874	97874	98894	94874
91863	90893	98864	99864	93804	99894

PRIMA T5 PC ER DALI

Code	Type
93777	PRIMA 114v PC ERT5 DALI
93727	PRIMA 128 PC ERT5 DALI
93737	PRIMA 135 PC ERT5 DALI
93747	PRIMA 214 PC ERT5 DALI
93757	PRIMA 228 PC ERT5 DALI
93767	PRIMA 235 PC ERT5 DALI
94783	PRIMA 124v PC ERT5 DALI
93723	PRIMA 154 PC ERT5 DALI
93743	PRIMA 149 PC ERT5 DALI
93733	PRIMA 180 PC ERT5 DALI
94703	PRIMA 224 PC ERT5 DALI
93753	PRIMA 254 PC ERT5 DALI
93773	PRIMA 249 PC ERT5 DALI
93763	PRIMA 280 PC ERT5 DALI

Diffuser made of transparent polycarbonate (PC), electronic digital dimmable ballast T5 DALI, plastic clips

1F	3F	M1h	M3h	3F M1h	3F M3h
x	x	98777	x	x	x
94707	93707	98727	99727	98707	x
94717	93717	98737	99737	98717	99717
x	x	98747	x	x	x
94787	93787	98757	99757	98787	99787
94797	93797	98767	99767	98797	99797
x	x	94794	x	x	x
94723	93703	98723	99723	98703	x
94743	94713	98743	99743	98713	99744
94733	93713	98733	99733	99703	99713
x	x	94784	x	x	x
94753	93783	98753	99753	98783	99783
94773	94793	98773	99773	98793	99774
94763	93793	98763	99763	99708	99793

PRIMA T5 PCc ER DALI

Diffuser made of transparent polycarbonate (PC), electronic digital dimmable ballast T5 DALI, stainless clips (c)

Code	Type	1F	3F	M1h	M3h	3F M1h	3F M3h
93877	PRIMA 114v PCc ERT5 DALI	x	x	98877	x	x	x
93827	PRIMA 128 PCc ERT5 DALI	91807	90807	98827	99827	98807	x
93837	PRIMA 135 PCc ERT5 DALI	91817	90817	98837	99837	98817	99817
93847	PRIMA 214 PCc ERT5 DALI	x	x	98847	x	x	x
93857	PRIMA 228 PCc ERT5 DALI	91887	90887	98857	99857	98887	99887
93867	PRIMA 235 PCc ERT5 DALI	91897	90897	98867	99867	98897	99897
94883	PRIMA 124v PCc ERT5 DALI	x	x	94894	x	x	x
93823	PRIMA 154 PCc ERT5 DALI	91823	90803	98823	99823	98803	x
93843	PRIMA 149 PCc ERT5 DALI	91843	91813	98843	99843	98813	99844
93833	PRIMA 180 PCc ERT5 DALI	91833	90813	98833	99833	98803	99813
94803	PRIMA 224 PCc ERT5 DALI	x	x	94884	x	x	x
93853	PRIMA 254 PCc ERT5 DALI	91853	90883	98853	99853	98883	99883
93873	PRIMA 249 PCc ERT5 DALI	91873	91893	98873	99873	98893	99874
93863	PRIMA 280 PCc ERT5 DALI	91863	90893	98863	99863	93808	99893

Example of type marking: 93808 = PRIMA 280 PCc **3F M1h** ERT5 DALI

MADE-TO-ORDER VERSION

* we can also deliver made-to-order light fittings equipped with back-up source for emergency (non-maintained) illumination

PRIMA T5 PC NM1h

Diffuser made of transparent polycarbonate (PC), emergency back-up source - 1 hour for emergency (non-maintained) illumination, plastic clips

PRIMA T5 PCc NM1h

Diffuser made of transparent polycarbonate (PC), emergency back-up source - 1 hour for emergency (non-maintained) illumination, stainless clips (c)

PRIMA T5 PC NM3h

Diffuser made of transparent polycarbonate (PC), emergency back-up source - 3 hours for emergency (non-maintained) illumination, plastic clips

PRIMA T5 PCc NM3h

Diffuser made of transparent polycarbonate (PC), emergency back-up source - 3 hours for emergency (non-maintained) illumination, stainless clips (c)

LEGEND

ERT5 DALI - version with electronic digital dimmable ballast controlled by DALI protocol

ERT5 DIM - version with electronic analogue dimmable ballast 1-10 V

1F - 1 phase wiring cables for through-wiring

3F - 3 phase wiring cables for through-wiring

M1h - emergency back-up source with operating time of 1 hour (SA) for both permanent and emergency illumination

M3h - emergency back-up source with operating time of 3 hours (SA) for both permanent and emergency illumination


NM1h - emergency back-up source with operating time of 1 hour (SE) for emergency (non-maintained) illumination

NM3h - emergency back-up source with operating time of 3 hours (SE) for emergency (non-maintained) illumination

Batteries must be formatted before their putting into operation. Assembly instructions must be observed at installation.

LIGHT FITTING ATTACHMENT

- a) Directly to a ceiling or a wall with the use of screws and stainless brackets
- b) Suspension with the use of stainless hooks
- c) Attachment with the use of side hangers to the wall



LIGHT FITTING DETAILED VIEW

PRIMA T5 PC





No. 2

No. 1

RAUNI

PRIMA T8



... dustproof, waterproof and impact-resistant.

USE

The light fitting is suitable for industrial indoor and outdoor roofed spaces, sports areas, workshops, garages, transport terminals, warehouses, utility structures and laboratories without a danger of explosion of gas, dust and combustible fumes.

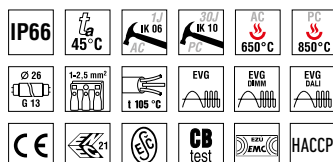
The light fitting is resistant to dust, moisture and spouting water. The body and the diffuser made of polycarbonate (PC) have the increased resistance against deformation and impact.

It is necessary to consider exhalation in the air reducing the usability of the plastic at installations in an aggressive environment, see also page 83.

ADVANTAGES

- Light fitting protection **IP66**
- Maximum ambient temperature **t_a = 45 °C**
- Diffuser: acrylate (AC) = excellent optical characteristics or polycarbonate (PC) = high mechanical resistance
- Clips: polyamide + 15 % glass fibre or stainless steel + polyamide
- Up to 30 % lower electricity consumption in DALI, DIM version
- It can be delivered in dimmable or emergency version
- Through-wiring of up to 10 wires at bodies of 236 and 258 type light fittings
- Certification: ESC, ENEC, CB, HACCP

It is also available in a **LED** design.
More information is in the **TREVOS** catalogue of LED light fittings marked as **PRIMA LED**.

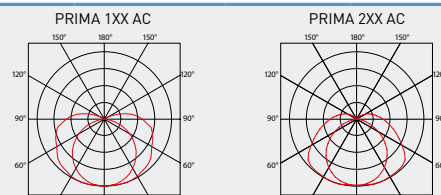
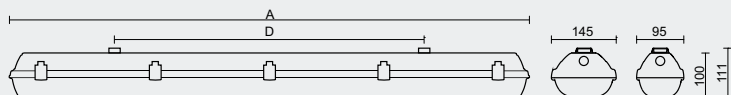


PRIMA T8 AC, ACc



TECHNICAL DESCRIPTION

- Diffuser: transparent acrylate (AC), UV stable, excellent optical characteristics
- Body: grey polycarbonate (PC), UV stable, impact-resistant
- Reflector: steel sheet, white colour (RAL 9003)
- Clips: polyamide + 15 % glass fibre or stainless steel + polyamide
- Sealing: polyurethane (PUR), foamed body groove
- Cable glands: rubber (SBS)
- Terminal block: screwless, three-pole (basic version)
- Distance part: polyamide + 10 % glass fibre, it is used for reflector attachment during assembly
- Installation: package contains stainless hooks and stainless brackets
- Electric equipment: electronic ballast T8; T8 DALI or T8 DIM
- Light fitting protection: IP66
- Maximum ambient temperature: $t_a = 45^\circ\text{C}$



Code	Type	Light sources [W]	Luminous flux [lm]*	Light fitting efficiency [%]	Net weight [kg]	A [mm]	D [mm]
Diffuser made of transparent acrylate (AC) - electronic ballast - T8/G13							
90115	PRIMA 118 AC E	1x18	1350*	82	1.0	662	350
90175	PRIMA 118v AC E	1x18	1350*	82	1.4	662	350
90125	PRIMA 136 AC E	1x36	3350*	82	1.7	1272	700
90135	PRIMA 158 AC E	1x58	5200*	82	2.1	1572	940
90145	PRIMA 218 AC E	2x18	2700*	73	1.4	662	350
90155	PRIMA 236 AC E	2x36	6700*	73	2.3	1272	700
90165	PRIMA 258 AC E	2x58	10400*	73	2.7	1572	940

v - broad version of the light fitting (PRIMA 118v, width 145 mm)

* - total luminous flux of the light fitting with T8/840 sources at the temperature of 25°C

PRIMA T8 AC E

Code	Type
90115	PRIMA 118 AC E
90175	PRIMA 118v AC E
90125	PRIMA 136 AC E
90135	PRIMA 158 AC E
90145	PRIMA 218 AC E
90155	PRIMA 236 AC E
90165	PRIMA 258 AC E

Diffuser made of transparent acrylate (AC), electronic ballast T8, plastic clips

	1F	3F	M1h	M3h	3F M1h	3F M3h
x	x	x	x	x	x	x
x	x	90174	91174	x	x	x
90126	90106	90124	91124	90104	x	x
90136	90116	90134	91134	90114	93114	x
x	x	90144	91144	x	x	x
90156	90186	90154	91154	90184	93184	x
90166	90196	90164	91164	90194	93194	x

PRIMA T8 ACc E

Code	Type
90215	PRIMA 118 ACc E
90275	PRIMA 118v ACc E
90225	PRIMA 136 ACc E
90235	PRIMA 158 ACc E
90245	PRIMA 218 ACc E
90255	PRIMA 236 ACc E
90265	PRIMA 258 ACc E

Diffuser made of transparent acrylate (AC), electronic ballast T8, stainless clips (c)

	1F	3F	M1h	M3h	3F M1h	3F M3h
x	x	x	x	x	x	x
x	x	90274	91274	x	x	x
90226	90206	90224	91224	90204	x	x
90236	90216	90234	91234	90214	93214	x
x	x	90244	91244	x	x	x
90256	90286	90254	91254	90284	93284	x
90266	90296	90264	91264	90294	93294	x

PRIMA T8 AC ER DIM

Code	Type
91177	PRIMA 118v AC ER DIM
90127	PRIMA 136 AC ER DIM
90137	PRIMA 158 AC ER DIM
90147	PRIMA 218 AC ER DIM
90157	PRIMA 236 AC ER DIM
90167	PRIMA 258 AC ER DIM

Diffuser made of transparent acrylate (AC), electronic analogue dimmable ballast T8 DIM 1-10V, plastic clips

	1F	3F	M1h	M3h	3F M1h	3F M3h
x	x	93174	x	x	x	x
91127	90107	93124	94124	94104	x	x
91137	90117	93134	94134	94114	91114	x
x	x	93144	x	x	x	x
91157	90187	93154	94154	94184	91184	x
91167	90197	93164	94164	94194	91194	x

PRIMA T8 ACc ER DIM

Code	Type
91277	PRIMA 118v ACc ER DIM
90227	PRIMA 136 ACc ER DIM
90237	PRIMA 158 ACc ER DIM
90247	PRIMA 218 ACc ER DIM
90257	PRIMA 236 ACc ER DIM
90267	PRIMA 258 ACc ER DIM

Diffuser made of transparent acrylate (AC), electronic analogue dimmable ballast T8 DIM 1-10V, stainless clips (c)

	1F	3F	M1h	M3h	3F M1h	3F M3h
x	x	93274	x	x	x	x
91227	90207	93224	94224	94204	x	x
91237	90217	93234	94234	94214	91214	x
x	x	93244	x	x	x	x
91257	90287	93254	94254	94284	91284	x
91267	90297	93264	94264	94294	91294	x

Example of type marking: 90294 = PRIMA 258 ACc 3F M1h E

PRIMA T8 AC ER DALI

Code	Type
93177	PRIMA 118v AC ER DALI
93127	PRIMA 136 AC ER DALI
93137	PRIMA 158 AC ER DALI
93147	PRIMA 218 AC ER DALI
93157	PRIMA 236 AC ER DALI
93167	PRIMA 258 AC ER DALI

Diffuser made of transparent acrylate (AC), electronic digital dimmable ballast T8 DALI, plastic clips

1F	3F	M1h	M3h	3F M1h	3F M3h
x	x	93178	x	x	x
94127	93107	93128	94128	94108	x
94137	93117	93138	94138	94118	91118
x	x	93148	x	x	x
94157	93187	93158	94158	94188	91188
94167	93197	93168	94168	94198	91198

PRIMA T8 ACc ER DALI

93277	PRIMA 118v ACc ER DALI
93227	PRIMA 136 ACc ER DALI
93237	PRIMA 158 ACc ER DALI
93247	PRIMA 218 ACc ER DALI
93257	PRIMA 236 ACc ER DALI
93267	PRIMA 258 ACc ER DALI

Diffuser made of transparent acrylate (AC), electronic digital dimmable ballast T8 DALI, stainless clips (c)

x	x	93278	x	x	x
94227	93207	93228	94228	94208	x
94237	93217	93238	94238	94218	91218
x	x	93248	x	x	x
94257	93287	93258	94258	94288	91288
94267	93297	93268	94268	94298	91298

MADE-TO-ORDER VERSION

* we can also deliver made-to-order light fittings equipped with back-up source for emergency (non-maintained) illumination

PRIMA T8 AC NM1h

Diffuser made of transparent acrylate (AC), emergency back-up source - 1 hour for emergency (non-maintained) illumination, plastic clips

PRIMA T8 ACc NM1h

Diffuser made of transparent acrylate (AC), emergency back-up source - 1 hour for emergency (non-maintained) illumination, stainless clips (c)

PRIMA T8 AC NM3h

Diffuser made of transparent acrylate (AC), emergency back-up source - 3 hours for emergency (non-maintained) illumination, plastic clips

PRIMA T8 ACc NM3h

Diffuser made of transparent acrylate (AC), emergency back-up source - 3 hours for emergency (non-maintained) illumination, stainless clips (c)

LEGEND


- E** – electronic ballast
- ER DALI** – version with electronic digital dimmable ballast controlled by DALI protocol
- ER DIM** – version with electronic analogue dimmable ballast 1-10 V
- 1F** – 1 phase wiring cables for through-wiring
- 3F** – 3 phase wiring cables for through-wiring

- M1h** – emergency back-up source with operating time of 1 hour (SA) for both permanent and emergency illumination
- M3h** – emergency back-up source with operating time of 3 hours (SA) for both permanent and emergency illumination
- NM1h** – emergency back-up source with operating time of 1 hour (SE) for emergency (non-maintained) illumination
- NM3h** – emergency back-up source with operating time of 3 hours (SE) for emergency (non-maintained) illumination

Batteries must be formatted before their putting into operation. Assembly instructions must be observed at installation.

LIGHT FITTING ATTACHMENT

- a) Directly to a ceiling or a wall with the use of screws and stainless brackets
- b) Suspension with the use of stainless hooks
- c) Attachment with the use of side hangers to the wall



LIGHT FITTING DETAILED VIEW

PRIMA T8 AC

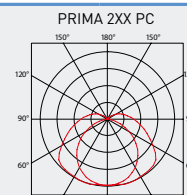
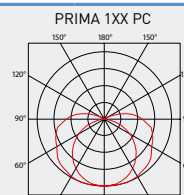
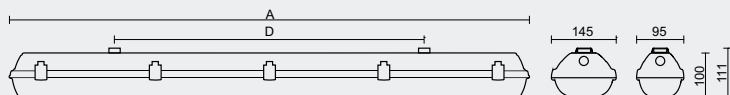


PRIMA T8 PC, PCc



TECHNICAL DESCRIPTION

- Diffuser: transparent polycarbonate (PC), UV stable, impact-resistant
- Body: grey polycarbonate (PC), UV stable, impact-resistant
- Reflector: steel sheet, white colour (RAL 9003)
- Clips: polyamide + 15 % glass fibre or stainless steel + polyamide
- Sealing: polyurethane (PUR), foamed body groove
- Terminal block: screwless, three-pole (basic version)
- Cable glands: rubber (SBS)
- Distance part: polyamide + 10 % glass fibre, it is used for reflector attachment during assembly
- Installation: package contains stainless hooks and stainless brackets
- Electric equipment: electronic ballast T8; T8 DALI or T8 DIM
- Light fitting protection: IP66
- Maximum ambient temperature: $t_a = 45^\circ\text{C}$



Code	Type	Light sources [W]	Luminous flux [lm]*	Light fitting efficiency [%]	Net weight [kg]	A [mm]	D [mm]
Diffuser made of transparent polycarbonate (PC) - electronic ballast - T8/G13							
90315	PRIMA 118 PC E	1x18	1350*	82	1.0	662	350
90375	PRIMA 118v PC E	1x18	1350*	82	1.4	662	350
90325	PRIMA 136 PC E	1x36	3350*	82	1.7	1272	700
90335	PRIMA 158 PC E	1x58	5200*	82	2.1	1572	940
90345	PRIMA 218 PC E	2x18	2700*	73	1.4	662	350
90355	PRIMA 236 PC E	2x36	6700*	73	2.3	1272	700
90365	PRIMA 258 PC E	2x58	10400*	73	2.7	1572	940

v - broad version of the light fitting (PRIMA 118v, width 145 mm)

* - total luminous flux of the light fitting with T8/840 sources at the temperature of 25 °C

PRIMA T8 PC E

Code	Type
90315	PRIMA 118 PC E
90375	PRIMA 118v PC E
90325	PRIMA 136 PC E
90335	PRIMA 158 PC E
90345	PRIMA 218 PC E
90355	PRIMA 236 PC E
90365	PRIMA 258 PC E

Diffuser made of transparent polycarbonate (PC), electronic ballast T8, plastic clips

	1F	3F	M1h	M3h	3F M1h	3F M3h
	x	x	x	x	x	x
	x	x	90374	91374	x	x
	90326	90306	90324	91324	90304	x
	90336	90316	90334	91334	90314	93314
	x	x	90344	91344	x	x
	90356	90386	90354	91354	90384	93384
	90366	90396	90364	91364	90394	93394

PRIMA T8 PCc E

Code	Type
90415	PRIMA 118 PCc E
90475	PRIMA 118v PCc E
90425	PRIMA 136 PCc E
90435	PRIMA 158 PCc E
90445	PRIMA 218 PCc E
90455	PRIMA 236 PCc E
90465	PRIMA 258 PCc E

Diffuser made of transparent polycarbonate (PC), electronic ballast T8, stainless clips (c)

	1F	3F	M1h	M3h	3F M1h	3F M3h
	x	x	x	x	x	x
	x	x	90474	91474	x	x
	90426	90406	90424	91424	90404	x
	90436	90416	90434	91434	90414	93414
	x	x	90444	91444	x	x
	90456	90486	90454	91454	90484	93484
	90466	90496	90464	91464	90494	93494

PRIMA T8 PC ER DIM

Code	Type
91377	PRIMA 118v PC ER DIM
90327	PRIMA 136 PC ER DIM
90337	PRIMA 158 PC ER DIM
90347	PRIMA 218 PC ER DIM
90357	PRIMA 236 PC ER DIM
90367	PRIMA 258 PC ER DIM

Diffuser made of transparent polycarbonate (PC), electronic analogue dimmable ballast T8 DIM 1-10 V, plastic clips

	1F	3F	M1h	M3h	3F M1h	3F M3h
	x	x	93374	x	x	x
	91327	90307	93324	94324	94304	x
	91337	90317	93334	94334	94314	91314
	x	x	93344	x	x	x
	91357	90387	93354	94354	94384	91384
	91367	90397	93364	94364	94394	91394

PRIMA T8 PCc ER DIM

Code	Type
91477	PRIMA 118v PCc ER DIM
90427	PRIMA 136 PCc ER DIM
90437	PRIMA 158 PCc ER DIM
90447	PRIMA 218 PCc ER DIM
90457	PRIMA 236 PCc ER DIM
90467	PRIMA 258 PCc ER DIM

Diffuser made of transparent polycarbonate (PC), electronic analogue dimmable ballast T8 DIM 1-10 V, stainless clips (c)

	1F	3F	M1h	M3h	3F M1h	3F M3h
	x	x	93474	x	x	x
	91427	90407	93424	94424	94404	x
	91437	90417	93434	94434	94414	91414
	x	x	93444	x	x	x
	91457	90487	93454	94454	94484	91484
	91467	90497	93464	94464	94494	91494

Example of type marking: 90494 = PRIMA 258 PCc 3F M1h E

PRIMA T8 PC ER DALI

Code	Type
93377	PRIMA 118v PC ER DALI
93327	PRIMA 136 PC ER DALI
93337	PRIMA 158 PC ER DALI
93347	PRIMA 218 PC ER DALI
93357	PRIMA 236 PC ER DALI
93367	PRIMA 258 PC ER DALI

Diffuser made of transparent polycarbonate (PC), electronic digital dimmable ballast T8 DALI, plastic clips

1F	3F	M1h	M3h	3F M1h	3F M3h
x	x	93378	x	x	x
94327	93307	93328	94328	94308	x
94337	93317	93338	94338	94318	91318
x	x	93348	x	x	x
94357	93387	93358	94358	94388	91388
94367	93397	93368	94368	94398	91398

PRIMA T8 PCc ER DALI

Code	Type
93477	PRIMA 118v PCc ER DALI
93427	PRIMA 136 PCc ER DALI
93437	PRIMA 158 PCc ER DALI
93447	PRIMA 218 PCc ER DALI
93457	PRIMA 236 PCc ER DALI
93467	PRIMA 258 PCc ER DALI

Diffuser made of transparent polycarbonate (PC), electronic digital dimmable ballast T8 DALI, stainless clips (c)

Code	Type	M1h	M3h	3F M1h	3F M3h
x	x	93478	x	x	x
94427	93407	93428	94428	94408	x
94437	93417	93438	94438	94418	91418
x	x	93448	x	x	x
94457	93487	93458	94458	94488	91488
94467	93497	93468	94468	94498	91498

MADE-TO-ORDER VERSION

* we can also deliver made-to-order light fittings equipped with back-up source for emergency (non-maintained) illumination

PRIMA T8 PC NM1h

Diffuser made of transparent polycarbonate (PC), emergency back-up source - 1 hour for emergency (non-maintained) illumination, plastic clips

PRIMA T8 PCc NM1h

Diffuser made of transparent polycarbonate (PC), emergency back-up source - 1 hour for emergency (non-maintained) illumination, stainless clips (c)

PRIMA T8 PC NM3h

Diffuser made of transparent polycarbonate (PC), emergency back-up source - 3 hours for emergency (non-maintained) illumination, plastic clips

PRIMA T8 PCc NM3h

Diffuser made of transparent polycarbonate (PC), emergency back-up source - 3 hours for emergency (non-maintained) illumination, stainless clips (c)

LEGEND


- E** – electronic ballast
- ER DALI** – version with electronic digital dimmable ballast controlled by DALI protocol
- ER DIM** – version with electronic analogue dimmable ballast 1-10 V
- 1F** – 1 phase wiring cables for through-wiring
- 3F** – 3 phase wiring cables for through-wiring

- M1h** – emergency back-up source with operating time of 1 hour (SA) for both permanent and emergency illumination
- M3h** – emergency back-up source with operating time of 3 hours (SA) for both permanent and emergency illumination
- NM1h** – emergency back-up source with operating time of 1 hour (SE) for emergency (non-maintained) illumination
- NM3h** – emergency back-up source with operating time of 3 hours (SE) for emergency (non-maintained) illumination

Batteries must be formatted before their putting into operation. Assembly instructions must be observed at installation.

LIGHT FITTING ATTACHMENT

- a) Directly to a ceiling or a wall with the use of screws and stainless brackets
- b) Suspension with the use of stainless hooks
- c) Attachment with the use of side hangers to the wall



LIGHT FITTING DETAILED VIEW

PRIMA T8 PC



PRIMA VP



... for outdoor spaces.

USE

The light fitting is suitable for the installation in outdoor spaces with shelter. It is equipped with a ventilation plug made of polyamide which eliminates the presence of condensation fumes and underpressure in the light fitting caused by ambient temperature fluctuations.

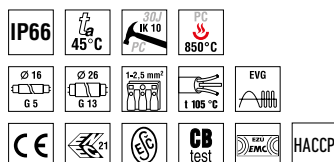
The light fitting is resistant to dust, moisture and spouting water. The body and the diffuser made of polycarbonate (PC) have the increased resistance against deformation and impact.

It is necessary to consider exhalation in the air reducing the usability of the plastic at installations in an aggressive environment, see also page 83.

ADVANTAGES

- Light fitting protection **IP66**
- Maximum ambient temperature **t_a = 45 °C**
- Light fitting can be installed in sheltered outdoor spaces
- Diffuser: polycarbonate (PC) = high mechanical resistance
- Clips: polyamide + 15 % glass fibre or stainless steel + polyamide
- Through-wiring of up to 10 wires at bodies of T5 228/254 and 235/249/280; T8 236 and 258 type light fittings
- Certification: EŠČ, ENEC, CB, HACCP

It is also available in a **LED** design.
More information is in the TREVOS catalogue of LED light fittings marked as PRIMA LED VP.

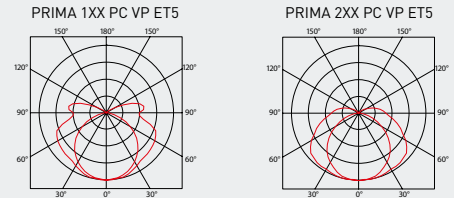
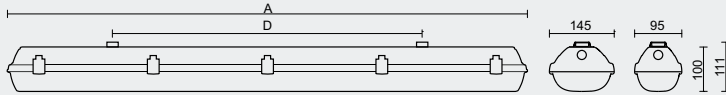


PRIMA T5 PC VP



TECHNICAL DESCRIPTION

- Diffuser: transparent polycarbonate (PC), UV stable, impact-resistant
- Body: grey polycarbonate (PC), UV stable, impact-resistant
- Reflector: steel sheet, white colour (RAL 9003)
- Clips: polyamide + 15 % glass fibre or stainless steel + polyamide
- Sealing: polyurethane (PUR), foamed body groove
- Cable glands: screwed PG 13.5
- Ventilation plug: type BVPB-01 made of polyamide, size M12 x 1.5
- Terminal block: screwless, three-pole (basic version)
- Distance part: polyamide + 10 % glass fibre, it is used for reflector attachment during assembly
- Installation: package contains stainless hooks and stainless brackets
- Electric equipment: electronic ballast OSRAM T5
- Light fitting protection: IP66
- Maximum ambient temperature: $t_a = 45^\circ\text{C}$ (type PRIMA 280 ET5 $t_a = 35^\circ\text{C}$)



Code	Type	Light sources [W]	Luminous flux [lm]*	Light fitting efficiency [%]	Net weight [kg]	A [mm]	D [mm]
Diffuser made of transparent polycarbonate (PC) - electronic ballast HE (effective line) Osram QTP5 - T5/G5							
96710	PRIMA 114 PC VP ET5	1x14	1350*	96	1.0	662	350
96720	PRIMA 128 PC VP ET5	1x28	2900*	96	2.0	1272	700
96730	PRIMA 135 PC VP ET5	1x35	3650*	96	2.2	1572	940
96740	PRIMA 214 PC VP ET5	2x14	2700*	92	1.4	662	350
96750	PRIMA 228 PC VP ET5	2x28	5800*	92	2.3	1272	700
96760	PRIMA 235 PC VP ET5	2x35	7300*	92	2.8	1572	940
Diffuser made of transparent polycarbonate (PC) - electronic ballast HO (performance line) Osram QTP5 - T5/G5							
96715	PRIMA 124 PC VP ET5	1x24	2000*	96	1.0	662	350
96725	PRIMA 154 PC VP ET5	1x54	5000*	96	2.0	1272	700
96735	PRIMA 180 PC VP ET5	1x80	7000*	96	2.2	1572	940
96775	PRIMA 149 PC VP ET5	1x49	4900*	96	2.2	1572	940
96745	PRIMA 224 PC VP ET5	2x24	4000*	92	1.6	662	350
96755	PRIMA 254 PC VP ET5	2x54	10000*	92	2.3	1272	700
96765	PRIMA 280 PC VP ET5	2x80	14000*	92	2.9	1572	940
96785	PRIMA 249 PC VP ET5	2x49	9800*	92	2.8	1572	940

* - total luminous flux of the light fitting with T5/840 sources at the temperature of 35°C

PRIMA T5 PC VP

Diffuser made of transparent polycarbonate (PC), electronic ballast T5, plastic clips

Code	Type	1F	3F	M1h	M3h	3F M1h	3F M3h
96710	PRIMA 114 PC VP ET5	x	x	x	x	x	x
96720	PRIMA 128 PC VP ET5	96722	96702	96723	96724	96703	x
96730	PRIMA 135 PC VP ET5	96732	96712	96733	96734	96713	96714
96740	PRIMA 214 PC VP ET5	x	x	96743	96744	x	x
96750	PRIMA 228 PC VP ET5	96752	96782	96753	96754	96783	96784
96760	PRIMA 235 PC VP ET5	96762	96792	96763	96764	96793	96794
96715	PRIMA 124 PC VP ET5	x	x	x	x	x	x
96725	PRIMA 154 PC VP ET5	96726	96706	96727	96728	96729	x
96775	PRIMA 149 PC VP ET5	96736	96746	96777	96778	96779	96718
96735	PRIMA 180 PC VP ET5	x	96716	96737	96738	96739	96708
96745	PRIMA 224 PC VP ET5	x	x	96747	96748	x	x
96755	PRIMA 254 PC VP ET5	96756	96786	96757	96758	96759	96798
96785	PRIMA 249 PC VP ET5	96766	96776	96787	96788	96789	96719
96765	PRIMA 280 PC VP ET5	x	96796	96767	96768	96769	96709

PRIMA T5 PCc VP

Diffuser made of transparent polycarbonate (PC), electronic ballast T5, stainless clips (c)

Code	Type	1F	3F	M1h	M3h	3F M1h	3F M3h
96810	PRIMA 114 PCc VP ET5	x	x	x	x	x	x
96820	PRIMA 128 PCc VP ET5	96822	96802	96823	96824	96803	x
96830	PRIMA 135 PCc VP ET5	96832	96812	96833	96834	96813	96814
96840	PRIMA 214 PCc VP ET5	x	x	96843	96844	x	x
96850	PRIMA 228 PCc VP ET5	96852	96882	96853	96854	96883	96884
96860	PRIMA 235 PCc VP ET5	96862	96892	96863	96864	96893	96894
96815	PRIMA 124 PCc VP ET5	x	x	x	x	x	x
96825	PRIMA 154 PCc VP ET5	96826	96806	96827	96828	96829	x
96875	PRIMA 149 PCc VP ET5	x	96846	96877	96878	96879	96818
96835	PRIMA 180 PCc VP ET5	96836	96816	96837	96838	96839	96808
96845	PRIMA 224 PCc VP ET5	x	x	96847	96848	x	x
96855	PRIMA 254 PCc VP ET5	96856	96886	96857	96858	96859	96898
96885	PRIMA 249 PCc VP ET5	96866	96876	96887	96888	96889	96819
96865	PRIMA 280 PCc VP ET5	x	96896	96867	96868	96869	96809


Example of type marking: 96876 = PRIMA 249 PCc VP 3F ET5

LEGEND

- VP** – ventilation plug made of polyamide, type BVPB-01, size M12 x 1.5; screwed glands PG 13.5
- 1F** – 1 phase wiring cables for through-wiring
- 3F** – 3 phase wiring cables for through-wiring
- M1h** – emergency back-up source with operating time of 1 hour (SA) for both permanent and emergency illumination
- M3h** – emergency back-up source with operating time of 3 hours (SA) for both permanent and emergency illumination
- Batteries must be formatted before their putting into operation. Assembly instructions must be observed at installation.

LIGHT FITTING ATTACHMENT

- a) Directly to a ceiling with the use of screws and stainless brackets
- b) Suspension with the use of stainless hooks
- c) Attachment with the use of side hangers to the wall

**LIGHT FITTING DETAILED VIEW**

PRIMA T5 PC VP



PRIMA T8 PC VP E



TECHNICAL DESCRIPTION

- Diffuser: transparent polycarbonate (PC), UV stable, impact-resistant
- Body: grey polycarbonate (PC), UV stable, impact-resistant
- Reflector: steel sheet, white colour (RAL 9003)
- Clips: polyamide + 15 % glass fibre or stainless steel + polyamide
- Sealing: polyurethane (PUR), foamed body groove
- Cable glands: screwed PG 13.5
- Ventilation plug: type BVPB-01 made of polyamide, size M12 x 1.5
- Distance part: polyamide + 10 % glass fibre, it is used for reflector attachment during assembly
- Terminal block: screwless, three-pole (basic version)
- Installation: package contains stainless hooks and stainless brackets
- Electric equipment: electronic ballast OSRAM T8
- Light fitting protection: IP66
- Maximum ambient temperature: $t_a = 45^\circ\text{C}$

Code	Type	Light sources [W]	Luminous flux [lm]*	Light fitting efficiency [%]	Net weight [kg]	A [mm]	D [mm]
Diffuser made of transparent polycarbonate (PC) - electronic ballast Osram QTP8 - T8/G13							
96315	PRIMA 118 PC VP E	1x18	1350*	82	1.0	662	350
96325	PRIMA 136 PC VP E	1x36	3350*	82	1.8	1272	700
96335	PRIMA 158 PC VP E	1x58	5200*	82	2.2	1572	940
96345	PRIMA 218 PC VP E	2x18	2700*	73	1.5	662	350
96355	PRIMA 236 PC VP E	2x36	6700*	73	2.4	1272	700
96365	PRIMA 258 PC VP E	2x58	10400*	73	2.8	1572	940

* - total luminous flux of the light fitting with T8/840 sources at the temperature of 25°C

PRIMA T8 PC VP E

Diffuser made of transparent polycarbonate (PC), electronic ballast T8, plastic clips

Code	Type	1F	3F	M1h	M3h	3F M1h	3F M3h
96315	PRIMA 118 PC VP E	x	x	x	x	x	x
96325	PRIMA 136 PC VP E	96326	96306	96327	96328	96307	x
96335	PRIMA 158 PC VP E	96336	96316	96337	96338	96317	96318
96345	PRIMA 218 PC VP E	x	x	96347	96348	x	x
96355	PRIMA 236 PC VP E	96356	96386	96357	96358	96387	96388
96365	PRIMA 258 PC VP E	96366	96396	96367	96368	96397	96398

PRIMA T8 PCc VP E

Diffuser made of transparent polycarbonate (PC), electronic ballast T8, stainless clips (c)

Code	Type	1F	3F	M1h	M3h	3F M1h	3F M3h
96415	PRIMA 118 PCc VP E	x	x	x	x	x	x
96425	PRIMA 136 PCc VP E	96426	96406	96427	96428	96407	x
96435	PRIMA 158 PCc VP E	96436	96416	96437	96438	96417	96418
96445	PRIMA 218 PCc VP E	x	x	96447	96448	x	x
96455	PRIMA 236 PCc VP E	96456	96486	96457	96458	96487	96488
96465	PRIMA 258 PCc VP E	96466	96496	96467	96468	96497	96498


Example of type marking: 96496 = PRIMA 258 PCc VP 3F E

LEGEND

- VP** - ventilation plug made of polyamide, type BVPB-01, size M12 x 1.5; screwed glands PG 13.5
 - 1F** - 1 phase wiring cables for through-wiring
 - 3F** - 3 phase wiring cables for through-wiring
 - M1h** - emergency back-up source with operating time of 1 hour (SA) for both permanent and emergency illumination
 - M3h** - emergency back-up source with operating time of 3 hours (SA) for both permanent and emergency illumination
- Batteries must be formatted before their putting into operation. Assembly instructions must be observed at installation.

LIGHT FITTING ATTACHMENT

- a) Directly to a ceiling with the use of screws and stainless brackets
- b) Suspension with the use of stainless hooks
- c) Attachment with the use of side hangers to the wall

**LIGHT FITTING DETAILED VIEW**

PRIMA T8 PC VP E



PRIMA ABS



... dustproof, waterproof and chemically resistant.

USE

The light fitting is suitable for the environment where ammoniac fumes, lixivians, alkaline compounds and hot water (hydrolyses) can be present. We recommend this light fitting for agricultural operations, stables, car washing lines, warehouses, mechanical workshops and laboratories without a danger of explosion of gas, dust and combustible fumes.

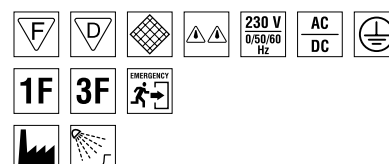
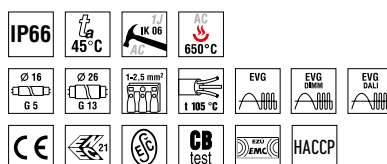
The light fitting is resistant to dust, moisture and spouting water.

It is necessary to consider exhalation in the air reducing the usability of the plastic at installations in an aggressive environment, see also page 83.

ADVANTAGES

- Light fitting protection **IP66**
- Maximum ambient temperature **t_a = 45 °C**
- Version for environment with chemical impacts
- Diffuser: acrylate (AC) = excellent optical characteristics chemical resistance
- Clips: polyamide + 15 % glass fibre or stainless steel + polyamide
- Up to 30 % lower electricity consumption in DALI, DIM version
- It can be delivered in dimmable or emergency version
- Through-wiring of up to 10 wires at bodies of T5 228/254 and 235/249/280; T8 236 and 258 type light fittings
- Certification: ESC, ENEC, CB, HACCP

It is also available in a **LED** design.
More information is in the TREVOS catalogue of LED light fittings marked as PRIMA LED ABS.

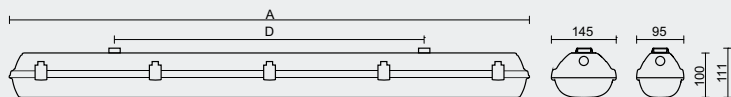


PRIMA T5 ABS AC, ACc

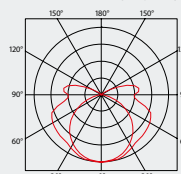


TECHNICAL DESCRIPTION

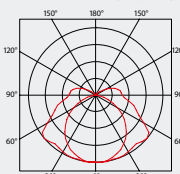
- Diffuser: transparent acrylate (AC), UV stable, excellent optical characteristics, increased chemical resistance
- Body: dark grey (ABS), UV stable, chemically resistant
- Reflector: steel sheet, white colour (RAL 9003)
- Clips: polyamide + 15 % glass fibre or stainless steel + polyamide
- Sealing: polyurethane (PUR), foamed body groove
- Terminal block: screwless, three-pole (basic version)
- Cable glands: rubber (SBS)
- Distance part: polyamide + 10 % glass fibre, it is used for reflector attachment during assembly
- Installation: package contains stainless hooks and stainless brackets
- Electric equipment: electronic ballast T5; T5 intelligent; T5 DALI or T5 DIM
- Light fitting protection: IP66
- Maximum ambient temperature: $t_a = 45\text{ }^\circ\text{C}$ (type PRIMA 280 ET5 $t_a = 35\text{ }^\circ\text{C}$)



PRIMA 1XX ABS AC ET5



PRIMA 2XX ABS AC ET5



Code	Type	Light sources [W]	Luminous flux [lm]*	Light fitting efficiency [%]	Net weight [kg]	A [mm]	D [mm]
Diffuser made of transparent acrylate (AC) - electronic ballast HE (effective line) - T5/G5							
35510	PRIMA 114 ABS AC ET5	1x14	1350*	96	1.0	662	350
35570	PRIMA 114v ABS AC ET5	1x14	1350*	96	1.3	662	350
35520	PRIMA 128 ABS AC ET5	1x28	2900*	96	1.9	1272	700
35530	PRIMA 135 ABS AC ET5	1x35	3650*	96	2.1	1572	940
35540	PRIMA 214 ABS AC ET5	2x14	2700*	92	1.3	662	350
35550	PRIMA 228 ABS AC ET5	2x28	5800*	92	2.1	1272	700
35560	PRIMA 235 ABS AC ET5	2x35	7300*	92	2.5	1572	940
Diffuser made of transparent acrylate (AC) - electronic ballast HO (performance line) - T5/G5							
35515	PRIMA 124 ABS AC ET5	1x24	2000*	96	1.0	662	350
35595	PRIMA 124v ABS AC ET5	1x24	2000*	96	1.3	662	350
35525	PRIMA 154 ABS AC ET5	1x54	5000*	96	1.9	1272	700
35575	PRIMA 149 ABS AC ET5	1x49	4900*	96	2.1	1572	940
35535	PRIMA 180 ABS AC ET5	1x80	7000*	96	2.1	1572	940
35545	PRIMA 224 ABS AC ET5	2x24	4000*	92	1.3	662	350
35555	PRIMA 254 ABS AC ET5	2x54	10000*	92	2.1	1272	700
35585	PRIMA 249 ABS AC ET5	2x49	9800*	92	2.5	1572	940
35565	PRIMA 280 ABS AC ET5	2x80	14000*	92	2.7	1572	940
Diffuser made of transparent acrylate (AC) - electronic ballast HE/HO (intelligent) - T5/G5							
35571	PRIMA 128/54 ABS AC ET5	1x28/54	2900/5000*	96/96	2.0	1272	700
35581	PRIMA 135/49/80 ABS AC ET5	1x35/49/80	3650/4900/7000*	96/96/96	2.1	1572	940
35591	PRIMA 228/54 ABS AC ET5	2x28/54	5800/10000*	92/92	2.4	1272	700
35501	PRIMA 235/49 ABS AC ET5	2x35/49	7300/9800*	92/92	3.3	1572	940
35511	PRIMA 235/49/80 ABS AC ET5	2x35/49/80	7300/9800/14000*	92/92/92	3.3	1572	940

v - broad version of the light fitting (PRIMA 114v/124v, width 145 mm)

* - total luminous flux of the light fitting with T5/840 sources at the temperature of 35 °C

PRIMA T5 ABS AC

Code	Type
35510	PRIMA 114 ABS AC ET5
35570	PRIMA 114v ABS AC ET5
35520	PRIMA 128 ABS AC ET5
35530	PRIMA 135 ABS AC ET5
35540	PRIMA 214 ABS AC ET5
35550	PRIMA 228 ABS AC ET5
35560	PRIMA 235 ABS AC ET5
35515	PRIMA 124 ABS AC ET5
35595	PRIMA 124v ABS AC ET5
35525	PRIMA 154 ABS AC ET5
35575	PRIMA 149 ABS AC ET5
35535	PRIMA 180 ABS AC ET5
35545	PRIMA 224 ABS AC ET5
35555	PRIMA 254 ABS AC ET5
35585	PRIMA 249 ABS AC ET5
35565	PRIMA 280 ABS AC ET5

Diffuser made of transparent acrylate (AC), electronic ballast T5, plastic clips

	1F	3F	M1h	M3h	3F M1h	3F M3h
	x	x	x	x	x	x
	x	x	35578	36578	x	x
	35522	35502	35528	36528	35508	x
	35532	35512	35538	36538	35518	36518
	x	x	35548	36548	x	x
	35552	35582	35558	36558	35588	36588
	35562	35592	35568	36568	35598	36598
	x	x	x	x	x	x
	x	x	35504	36504	x	x
	35526	35506	35524	36524	35509	x
	35546	36546	35544	36544	35519	36509
	35536	35516	35534	36534	35589	36519
	x	x	35514	36514	x	x
	35556	35586	35554	36554	35584	36584
	35576	36576	35574	36574	35594	36594
	35566	35596	35564	36564	35599	36599

Example of type marking: 36576 = PRIMA 249 ABS AC 3F ET5

PRIMA T5 ABS ACc

Code	Type
35610	PRIMA 114 ABS ACc ET5
35670	PRIMA 114v ABS ACc ET5
35620	PRIMA 128 ABS ACc ET5
35630	PRIMA 135 ABS ACc ET5
35640	PRIMA 214 ABS ACc ET5
35650	PRIMA 228 ABS ACc ET5
35660	PRIMA 235 ABS ACc ET5
35615	PRIMA 124 ABS ACc ET5
35695	PRIMA 124v ABS ACc ET5
35625	PRIMA 154 ABS ACc ET5
35675	PRIMA 149 ABS ACc ET5
35635	PRIMA 180 ABS ACc ET5
35645	PRIMA 224 ABS ACc ET5
35655	PRIMA 254 ABS ACc ET5
35685	PRIMA 249 ABS ACc ET5
35665	PRIMA 280 ABS ACc ET5

Diffuser made of transparent acrylate (AC), electronic ballast T5, stainless clips (c)

1F	3F	M1h	M3h	3F M1h	3F M3h
x	x	x	x	x	x
x	x	35678	36678	x	x
35622	35602	35628	36628	35608	x
35632	35612	35638	36638	35618	36618
x	x	35648	36648	x	x
35652	35682	35658	36658	35688	36688
35662	35692	35668	36668	35698	36698
x	x	x	x	x	x
x	x	35604	36604	x	x
35626	35606	35624	36624	35609	x
35646	36646	35644	36644	35619	36609
35636	35616	35634	36634	35689	36619
x	x	35614	36614	x	x
35656	35686	35654	36654	35684	36684
35676	36676	35674	36674	35694	36694
35666	35696	35664	36664	35699	36699

PRIMA T5 ABS AC ER DIM

Code	Type
35527	PRIMA 128 ABS AC ERT5 DIM
35537	PRIMA 135 ABS AC ERT5 DIM
35557	PRIMA 228 ABS AC ERT5 DIM
35567	PRIMA 235 ABS AC ERT5 DIM
35523	PRIMA 154 ABS AC ERT5 DIM
35543	PRIMA 149 ABS AC ERT5 DIM
35533	PRIMA 180 ABS AC ERT5 DIM
35553	PRIMA 254 ABS AC ERT5 DIM
35573	PRIMA 249 ABS AC ERT5 DIM
35563	PRIMA 280 ABS AC ERT5 DIM

Diffuser made of transparent acrylate (AC), electronic analogue dimmable ballast T5 DIM 1-10V, plastic clips

1F	3F	M1h	M3h	3F M1h	3F M3h
36507	35507	39122	39123	39102	x
36517	35517	39132	39133	39112	39111
36587	35587	39152	39153	39182	39181
36597	35597	39162	39163	39192	39191
36523	35503	39127	39107	39128	x
36543	36513	39137	39117	39138	39109
36533	35513	39147	39108	39148	39119
36553	35583	39157	39187	39158	39188
36573	36593	39167	39197	39168	39198
36563	35593	39177	39118	39178	39199

PRIMA T5 ABS ACc ER DIM

35627	PRIMA 128 ABS ACc ERT5 DIM
35637	PRIMA 135 ABS ACc ERT5 DIM
35657	PRIMA 228 ABS ACc ERT5 DIM
35667	PRIMA 235 ABS ACc ERT5 DIM
35623	PRIMA 154 ABS ACc ERT5 DIM
35643	PRIMA 149 ABS ACc ERT5 DIM
35633	PRIMA 180 ABS ACc ERT5 DIM
35653	PRIMA 254 ABS ACc ERT5 DIM
35673	PRIMA 249 ABS ACc ERT5 DIM
35663	PRIMA 280 ABS ACc ERT5 DIM

Diffuser made of transparent acrylate (AC), electronic analogue dimmable ballast T5 DIM 1-10V, stainless clips (c)

36607	35607	39222	39223	39202	x
36617	35617	39232	39233	39212	39211
36687	35687	39252	39253	39282	39281
36697	35697	39262	39263	39292	39291
36623	35603	39227	39207	39228	x
36643	36613	39237	39217	39238	39209
36633	35613	39247	39208	39248	39219
36653	35683	39257	39287	39258	39288
36673	36693	39267	39297	39268	39298
36663	35693	39277	39218	39278	39299

PRIMA T5 ABS AC ER DALI

Code	Type
38120	PRIMA 128 ABS AC ERT5 DALI
38130	PRIMA 135 ABS AC ERT5 DALI
38150	PRIMA 228 ABS AC ERT5 DALI
38160	PRIMA 235 ABS AC ERT5 DALI
38125	PRIMA 154 ABS AC ERT5 DALI
38145	PRIMA 149 ABS AC ERT5 DALI
38135	PRIMA 180 ABS AC ERT5 DALI
38155	PRIMA 254 ABS AC ERT5 DALI
38175	PRIMA 249 ABS AC ERT5 DALI
38165	PRIMA 280 ABS AC ERT5 DALI

Diffuser made of transparent acrylate (AC), electronic digital dimmable ballast T5 DALI, plastic clips

1F	3F	M1h	M3h	3F M1h	3F M3h
38121	38100	38122	38123	38102	x
38131	38110	38132	38133	38112	38111
38151	38180	38152	38153	38182	38181
38161	38190	38162	38163	38192	38191
38126	38105	38127	38107	38128	x
38146	38140	38137	38117	38138	38109
38136	38115	38147	38108	38148	38119
38156	38185	38157	38187	38158	38188
38176	38170	38167	38197	38168	38198
38166	38195	38177	38118	38178	38199

PRIMA T5 ABS ACc ER DALI

38220	PRIMA 128 ABS ACc ERT5 DALI
38230	PRIMA 135 ABS ACc ERT5 DALI
38250	PRIMA 228 ABS ACc ERT5 DALI
38260	PRIMA 235 ABS ACc ERT5 DALI
38225	PRIMA 154 ABS ACc ERT5 DALI
38245	PRIMA 149 ABS ACc ERT5 DALI
38235	PRIMA 180 ABS ACc ERT5 DALI
38255	PRIMA 254 ABS ACc ERT5 DALI
38275	PRIMA 249 ABS ACc ERT5 DALI
38265	PRIMA 280 ABS ACc ERT5 DALI

Diffuser made of transparent acrylate (AC), electronic digital dimmable ballast T5 DALI, stainless clips (c)

38221	38200	38222	38223	38202	x
38231	38210	38232	38233	38212	38211
38251	38280	38252	38253	38282	38281
38261	38290	38262	38263	38292	38291
38226	38205	38227	38207	38228	x
38246	38240	38237	38217	38238	38209
38236	38215	38247	38208	38248	38219
38256	38285	38257	38287	38258	38288
38276	38270	38267	38297	38268	38298
38266	38295	38277	38218	38278	38299

Example of type marking: 38278 = PRIMA 280 ABS ACc 3F M1h ERT5 DALI

LEGEND

ERT5 DALI – version with electronic digital dimmable ballast controlled by DALI protocol

ERT5 DIM – version with electronic analogue dimmable ballast 1–10 V

1F – 1 phase wiring cables for through-wiring

3F – 3 phase wiring cables for through-wiring

M1h – emergency back-up source with operating time of 1 hour (SA) for both permanent and emergency illumination

M3h – emergency back-up source with operating time of 3 hours (SA) for both permanent and emergency illumination


Batteries must be formatted before their putting into operation. Assembly instructions must be observed at installation.

LIGHT FITTING ATTACHMENT

a) Directly to a ceiling or a wall with the use of screws and stainless brackets

b) Suspension with the use of stainless hooks

c) Attachment with the use of side hangers to the wall

**LIGHT FITTING DETAILED VIEW**

PRIMA T5 ABS AC



PRIMA T5 ABS ACc

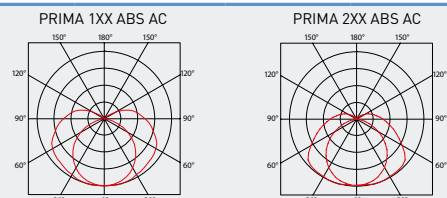
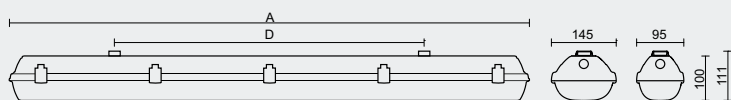


PRIMA T8 ABS AC, ACc



TECHNICAL DESCRIPTION

- Diffuser: transparent acrylate (AC), UV stable, excellent optical characteristics, increased chemical resistance
- Body: dark grey (ABS), UV stable, chemically resistant
- Reflector: steel sheet, white colour (RAL 9003)
- Clips: polyamide + 15 % glass fibre or stainless steel + polyamide
- Sealing: polyurethane (PUR), foamed body groove
- Terminal block: screwless, three-pole (basic version)
- Cable glands: rubber (SBS)
- Distance part: polyamide + 10 % glass fibre, it is used for reflector attachment during assembly
- Installation: package contains stainless hooks and stainless brackets
- Electric equipment: electronic ballast T8; T8 DALI or T8 DIM
- Light fitting protection: IP66
- Maximum ambient temperature: $t_a = 45^\circ\text{C}$



Code	Type	Light sources [W]	Luminous flux [lm]*	Light fitting efficiency [%]	Net weight [kg]	A [mm]	D [mm]
Diffuser made of transparent acrylate (AC) - electronic ballast - T8/G13							
35115	PRIMA 118 ABS AC E	1x18	1350*	82	1.0	662	350
35175	PRIMA 118v ABS AC E	1x18	1350*	82	1.4	662	350
35125	PRIMA 136 ABS AC E	1x36	3350*	82	1.7	1272	700
35135	PRIMA 158 ABS AC E	1x58	5200*	82	2.1	1572	940
35145	PRIMA 218 ABS AC E	2x18	2700*	73	1.4	662	350
35155	PRIMA 236 ABS AC E	2x36	6700*	73	2.3	1272	700
35165	PRIMA 258 ABS AC E	2x58	10400*	73	2.7	1572	940

v - broad version of the light fitting (PRIMA 118v, width 145 mm)

* - total luminous flux of the light fitting with T8/840 sources at the temperature of 25°C

PRIMA T8 ABS AC E

Diffuser made of transparent acrylate (AC), electronic ballast T8, plastic clips

Code	Type	1F	3F	M1h	M3h	3F M1h	3F M3h
35115	PRIMA 118 ABS AC E	x	x	x	x	x	x
35175	PRIMA 118v ABS AC E	x	x	35174	36174	x	x
35125	PRIMA 136 ABS AC E	35126	35106	35124	36124	35104	x
35135	PRIMA 158 ABS AC E	35136	35116	35134	36134	35114	36114
35145	PRIMA 218 ABS AC E	x	x	35144	36144	x	x
35155	PRIMA 236 ABS AC E	35156	35186	35154	36154	35184	36184
35165	PRIMA 258 ABS AC E	35166	35196	35164	36164	35194	36194

PRIMA T8 ABS ACc E

Diffuser made of transparent acrylate (AC), electronic ballast T8, stainless clips (c)

Code	Type	1F	3F	M1h	M3h	3F M1h	3F M3h
35215	PRIMA 118 ABS ACc E	x	x	x	x	x	x
35275	PRIMA 118v ABS ACc E	x	x	35274	36274	x	x
35225	PRIMA 136 ABS ACc E	35226	35206	35224	36224	35204	x
35235	PRIMA 158 ABS ACc E	35236	35216	35234	36234	35214	36214
35245	PRIMA 218 ABS ACc E	x	x	35244	36244	x	x
35255	PRIMA 236 ABS ACc E	35256	35286	35254	36254	35284	36284
35265	PRIMA 258 ABS ACc E	35266	35296	35264	36264	35294	36294

PRIMA T8 ABS AC ER DIM

Diffuser made of transparent acrylate (AC), electronic analogue dimmable ballast T8 DIM 1-10V, plastic clips

Code	Type	1F	3F	M1h	M3h	3F M1h	3F M3h
35177	PRIMA 118v ABS AC ER DIM	x	x	36170	x	x	x
35127	PRIMA 136 ABS AC ER DIM	36127	35107	36120	36121	36100	x
35137	PRIMA 158 ABS AC ER DIM	36137	35117	36130	36131	36110	36111
35147	PRIMA 218 ABS AC ER DIM	x	x	36140	x	x	x
35157	PRIMA 236 ABS AC ER DIM	36157	35187	36150	36151	36180	36181
35167	PRIMA 258 ABS AC ER DIM	36167	35197	36160	36161	36190	36191

PRIMA T8 ABS ACc ER DIM

Diffuser made of transparent acrylate (AC), electronic analogue dimmable ballast T8 DIM 1-10V, stainless clips (c)

Code	Type	1F	3F	M1h	M3h	3F M1h	3F M3h
35277	PRIMA 118v ABS ACc ER DIM	x	x	36270	x	x	x
35227	PRIMA 136 ABS ACc ER DIM	36227	35207	36220	36221	36200	x
35237	PRIMA 158 ABS ACc ER DIM	36237	35217	36230	36231	36210	36211
35247	PRIMA 218 ABS ACc ER DIM	x	x	36240	x	x	x
35257	PRIMA 236 ABS ACc ER DIM	36257	35287	36250	36251	36280	36281
35267	PRIMA 258 ABS ACc ER DIM	36267	35297	36260	36261	36290	36291

Example of type marking: 35296 = PRIMA 258 ABS ACc 3F E

PRIMA T8 ABS AC ER DALI

Code	Type
35373	PRIMA 118v ABS AC ER DALI
35323	PRIMA 136 ABS AC ER DALI
35333	PRIMA 158 ABS AC ER DALI
35343	PRIMA 218 ABS AC ER DALI
35353	PRIMA 236 ABS AC ER DALI
35363	PRIMA 258 ABS AC ER DALI

Diffuser made of transparent acrylate (AC), electronic digital dimmable ballast T8 DALI, plastic clips

1F	3F	M1h	M3h	3F M1h	3F M3h
x	x	36175	x	x	x
35322	35302	36125	36126	36105	x
35332	35312	36135	36136	36115	36116
x	x	36145	x	x	x
35352	35382	36155	36156	36185	36186
35362	35392	36165	36166	36195	36196

PRIMA T8 ABS ACc ER DALI

35473	PRIMA 118v ABS ACc ER DALI
35423	PRIMA 136 ABS ACc ER DALI
35433	PRIMA 158 ABS ACc ER DALI
35443	PRIMA 218 ABS ACc ER DALI
35453	PRIMA 236 ABS ACc ER DALI
35463	PRIMA 258 ABS ACc ER DALI

Diffuser made of transparent acrylate (AC), electronic digital dimmable ballast T8 DALI, stainless clips (c)

1F	3F	M1h	M3h	3F M1h	3F M3h
x	x	36275	x	x	x
35422	35402	36225	36226	36205	x
35432	35412	36235	36236	36215	36216
x	x	36245	x	x	x
35452	35482	36255	36256	36285	36286
35462	35492	36265	36266	36295	36296

LEGEND

E – electronic ballast**ER DALI** – version with electronic digital dimmable ballast controlled by DALI protocol**ER DIM** – version with electronic analogue dimmable ballast 1–10 V**1F** – 1 phase wiring cables for through-wiring**3F** – 3 phase wiring cables for through-wiring**M1h** – emergency back-up source with operating time of 1 hour (SA) for both permanent and emergency illumination**M3h** – emergency back-up source with operating time of 3 hours (SA) for both permanent and emergency illumination


Batteries must be formatted before their putting into operation. Assembly instructions must be observed at installation.

LIGHT FITTING ATTACHMENT

a) Directly to a ceiling or a wall with the use of screws and stainless brackets

b) Suspension with the use of stainless hooks

c) Attachment with the use of side hangers to the wall



LIGHT FITTING DETAILED VIEW


PRIMA T8 ABS AC





Through-wiring cables


Additional furnishing of 1 phase, 3 phase or multi-phase through-wiring to the light fitting at the reflector or in the body.




Code	Type	Description	Weight [kg]
11991	1F-36	1 phase cables for through-wiring at reflector 36, 28/54	0.1
11992	1F-58	1 phase cables for through-wiring at reflector 58, 35/49/80	0.1




Code	Type	Description	Weight [kg]
11993	3F-36	3 phase cables for through-wiring at reflector 36, 28/54	0.1
11994	3F-58	3 phase cables for through-wiring at reflector 58, 35/49/80	0.1



Code	Type	Description	Weight [kg]
11981	Z1F-36	1 phase cables for through-wiring at body 2x36, 2x28/54	0.1
11982	Z1F-58	1 phase cables for through-wiring at body 2x58, 2x35/49/80	0.1



Code	Type	Description	Weight [kg]
11983	Z3F-36	3 phase cables for through-wiring at body 2x36, 2x28/54	0.1
11984	Z3F-58	3 phase cables for through-wiring at body 2x58, 2x35/49/80	0.1



Code	Type	Description	Weight [kg]
11985	Z2x3F-36	2x 3 phase cables for through-wiring at body 2x36, 2x28/54	0.1
11986	Z2x3F-58	2x 3 phase cables for through-wiring at body 2x58, 2x35/49/80	0.1


PAR – parabolic reflector

It is made of polished aluminium sheet. It serves to direct the luminous flux of the light fitting. The package contains plastic clamps.

PAR-H parabolic reflector to direct the luminous flux into narrow and high spaces; PAR-W parabolic reflector for distribution of luminous flux to breadth



Code	Type	Description	Weight [kg]
11961	PAR 6.1	parabolic reflector for type PRIMA T5 228/254	0.2
11962	PAR 6.2	parabolic reflector for type PRIMA T5 235/249/280	0.2
11966	PAR 6.6	parabolic reflector for type PRIMA T5 214/224	0.1



Code	Type	Description	Weight [kg]
11963	PAR 6.3	parabolic reflector for type PRIMA T5 128/154	0.1
11964	PAR 6.4	parabolic reflector for type PRIMA T5 135/149/180	0.1
11965	PAR 6.5	parabolic reflector for type PRIMA T5 114/124	0.1




Code	Type	Description	Weight [kg]
11971	PAR-H 7.1	parabolic reflector, narrow-angle for type PRIMA T5 228/254	0.2
11972	PAR-H 7.2	parabolic reflector, narrow-angle for type PRIMA T5 235/249/280	0.2
11976	PAR-H 7.6	parabolic reflector, narrow-angle for type PRIMA T5 214/224	0.1



Code	Type	Description	Weight [kg]
11973	PAR-W 8.3	parabolic reflector, wide-angle for type PRIMA T5 128/154	0.1
11974	PAR-W 8.4	parabolic reflector, wide-angle for type PRIMA T5 135/149/180	0.1
11975	PAR-W 8.5	parabolic reflector, wide-angle for type PRIMA T5 114/124	0.1

OM – protective grid

The metal grid protects the light fitting against mechanical damage and unauthorised handling. It is attached to the surface with the use of screws. The surface is treated with the RAL 9003 powder-coated colour.



Code	Type	Description	Weight [kg]
11941	OM 218	protective grid for types 218, 214/224, 2.2ft (700×220×130 mm)	1.0
11942	OM 236	protective grid for types 236, 228/254, 2.4ft (1300×220×130 mm)	1.7
11943	OM 258	protective grid for types 258, 235/249/280, 2.5ft (1600×220×130 mm)	2.0

BZ – side hanger

It serves to attach the light fitting to a wall with the possibility of its positioning.



Code	Type	Description	Weight [kg]
90002	BZ	side hanger with blocking (set for 1 light fitting)	0.4

Canalis or Zucchini busbar system connector

The connector enables a quick 1 phase or 3 phase interconnection of light fittings without their opening.



Code	Type	Description	Weight [kg]
79001	KBA 40 ZU	light fitting suspended holder - Canalis KBA system	0.1
70002	KBC 10 CC211	connector with 1 m cable - Canalis KBA system	0.2



Code	Type	Description	Weight [kg]
70013	LB Snap clamp	light fitting suspended holder - Zucchini LB system	0.1
70012	LB Plug-in 10A s	connector with 1.5 m cable - Zucchini LB system	0.2

Screwed gland

The light fitting can be ordered in the version with screwed glands Pg 13.5.



Code	Type	Description	Weight [kg]
59009	PG	cable gland, screwed, made of polyamide PG 13.5 (M20x1.5 grey, sealing range: 8–12 mm, d 20.9 mm)	0.1

Light fitting inputs

The version with four inputs in the body side for types 228/54, 235/49/80 can be made-to-order.




Stucchi or Wieland connector

The connector enables a quick 1 phase or 3 phase interconnection of light fittings without their opening.



Through-wiring cables


Additional furnishing of 1 phase, 3 phase or multi-phase through-wiring to the light fitting at the reflector or in the body.




Code	Type	Description	Weight [kg]
11991	1F-36	1 phase cables for through-wiring at reflector 36, 28/54	0.1
11992	1F-58	1 phase cables for through-wiring at reflector 58, 35/49/80	0.1



Code	Type	Description	Weight [kg]
11993	3F-36	3 phase cables for through-wiring at reflector 36, 28/54	0.1
11994	3F-58	3 phase cables for through-wiring at reflector 58, 35/49/80	0.1



Code	Type	Description	Weight [kg]
11981	Z1F-36	1 phase cables for through-wiring at body 2x36, 2x28/54	0.1
11982	Z1F-58	1 phase cables for through-wiring at body 2x58, 2x35/49/80	0.1



Code	Type	Description	Weight [kg]
11983	Z3F-36	3 phase cables for through-wiring at body 2x36, 2x28/54	0.1
11984	Z3F-58	3 phase cables for through-wiring at body 2x58, 2x35/49/80	0.1



Code	Type	Description	Weight [kg]
11985	Z2x3F-36	2x 3 phase cables for through-wiring at body 2x36, 2x28/54	0.1
11986	Z2x3F-58	2x 3 phase cables for through-wiring at body 2x58, 2x35/49/80	0.1

PAR – parabolic reflector

It is made of polished aluminium sheet. It serves to direct the luminous flux of the light fitting. The package contains plastic clamps.




Code	Type	Description	Weight [kg]
11951	PAR 5.1	parabolic reflector, for type PRIMA 236	0.2
11952	PAR 5.2	parabolic reflector, for type PRIMA 258	0.2
11956	PAR 5.6	parabolic reflector, for type PRIMA 218	0.1



Code	Type	Description	Weight [kg]
11953	PAR 5.3	parabolic reflector, for type PRIMA 136	0.1
11954	PAR 5.4	parabolic reflector, for type PRIMA 158	0.1
11955	PAR 5.5	parabolic reflector, for type PRIMA 118	0.1

OM – protective grid

The metal grid protects the light fitting against mechanical damage and unauthorised handling. It is attached to the surface with the use of screws. The surface is treated with the RAL 9003 powder-coated colour.



Code	Type	Description	Weight [kg]
11941	OM 218	protective grid for types 218, 214/224, 2.2ft (700×220×130 mm)	1.0
11942	OM 236	protective grid for types 236, 228/254, 2.4ft (1300×220×130 mm)	1.7
11943	OM 258	protective grid for types 258, 235/249/280, 2.5ft (1600×220×130 mm)	2.0

BZ – side hanger

The PRIMA light fittings side hanger serves to attach the light fitting to a wall with the possibility of its positioning.



Code	Type	Description	Weight [kg]
90002	BZ	side hanger with blocking (set for 1 light fitting)	0.4

Canalis or Zucchini busbar system connector

The connector enables a quick 1 phase or 3 phase interconnection of light fittings without their opening.



Code	Type	Description	Weight [kg]
79001	KBA 40 ZU	light fitting suspended holder - Canalis KBA system	0.1
70002	KBC 10 CC211	connector with 1 m cable - Canalis KBA system	0.2



Code	Type	Description	Weight [kg]
70009	LB Snap clamp	light fitting suspended holder - Zucchini LB system	0.1
70012	LB Plug-in 10A s	connector with 1.5 m cable - Zucchini LB system	0.2

Screwed gland

The light fitting can be ordered in the version with screwed glands Pg 13.5.



Code	Type	Description	Weight [kg]
59009	PG	cable gland, screwed, made of polyamide PG 13.5 (M20x1.5 grey, sealing range: 8–12 mm, d 20.9 mm)	0.1

Light fitting inputs

The version with four inputs in the body side for types 228/54, 235/49/80 can be made-to-order.



Stucchi or Wieland connector

The connector enables a quick 1 phase or 3 phase interconnection of light fittings without their opening.



Use of additional accessories of PRIMA light fittings



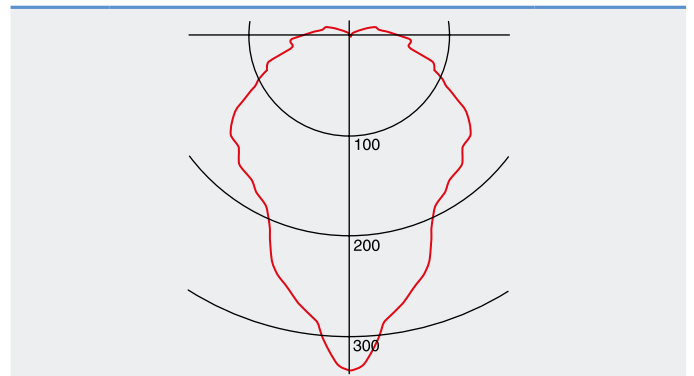
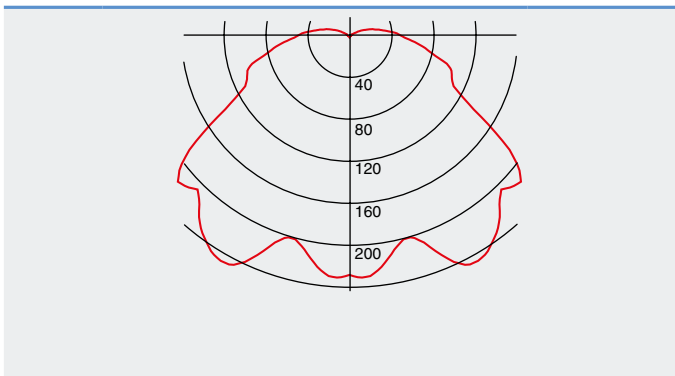
PAR 6.X parabolic reflector for PRIMA T5 type
PAR 5.X parabolic reflector for PRIMA T8 type

for 6–8 m suspension height



PAR-H7.X parabolic reflector, depth-radiator for PRIMA T5 type

for 7–11 m suspension height



PERUN



INDUSTRIAL
STAINLESS
DUSTPROOF
WATERPROOF



PERUN – industrial metal light fittings



PERUN T5
p. 42



PERUN T5
p. 43



PERUN T5 SF
p. 45

IP65

PERUN T8
p. 47



PERUN T8
p. 48



PERUN T8 SF
p. 50

IP65

PERUN
ACCESSORIES
p. 52



PERUN T5
p. 52



PERUN T8
p. 53

PERUN T5



... stainless, dustproof, waterproof and chemically resistant.

USE

The light fitting is suitable for industrial indoor and outdoor roofed spaces, warehouses, garages, workshops, sports areas, transport terminals, utility structures, agricultural operations and laboratories without a danger of explosion of gas, dust and combustible fumes.

The light fitting is resistant to deformation, dust, spouting water and chemically aggressive environment.

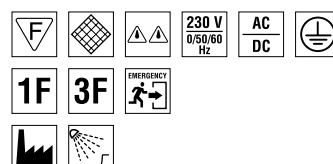
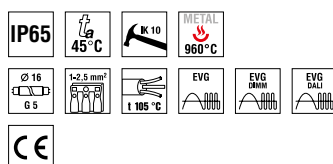
Characteristics of the used tempered glass and its shattering power are controlled by the ČSN EN 12150-1 standard. For applications where spontaneous fracture means a higher safety risk, we recommend to use the version with the safety film (SF).

ADVANTAGES

- Light fitting protection **IP65**
- Maximum ambient temperature **t_a = 45 °C**
- Diffuser: tempered glass with high mechanical resistance
- Clips: stainless steel
- Up to 10 % lower electricity consumption when compared to electronic ballast T8
- Up to 40 % lower electricity consumption when compared to inductive ballast T8
- Up to 80 % lower electricity consumption in DALI, DIM version when compared to inductive ballast T8
- Up to 14 % higher luminous efficiency when compared to fluorescent light fittings T8

- Maximum luminous flux of the light fitting T5 is achieved at 35 °C (T8 at 25 °C)
- It can be delivered in dimmable or emergency version

It is also available in a **LED** design. More information is in the TREVOS catalogue of LED light fittings marked as PERUN SLIM.

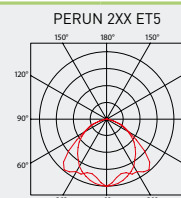
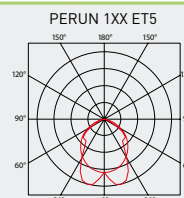


PERUN T5



TECHNICAL DESCRIPTION

- Diffuser: tempered glass with wire cords for suspension at assembly
- Body: stainless sheet
- Reflector: steel sheet, white colour (RAL 9003)
- Clips: stainless
- Sealing: silicon, at light fitting body
- Cable glands: PG13.5 brass with surface treatment
- Terminal block: screwless, three-pole (basic version)
- Installation: package contains stainless lugs, stainless washers and rubber distance washers
- Electric equipment: electronic ballast T5; T5 intelligent; T5 DALI or T5 DIM
- Light fitting protection: IP65
- Maximum ambient temperature $t_a = 45^\circ\text{C}$



Code	Type	Light sources [W]	Luminous flux [lm]*	Light fitting efficiency [%]	Net weight [kg]	A [mm]	D [mm]
Diffuser made of tempered glass - electronic ballast HE (effective line) - T5/G5							
45510	PERUN 114 ET5	1x14	1350*	60	2.8	705	485
45520	PERUN 128 ET5	1x28	2900*	60	4.9	1305	1095
45530	PERUN 135 ET5	1x35	3650*	60	6.4	1605	1395
45540	PERUN 214 ET5	2x14	2700*	70	4.7	705	485
45550	PERUN 228 ET5	2x28	5800*	70	6.8	1305	1095
45560	PERUN 235 ET5	2x35	7300*	70	7.1	1605	1395
Diffuser made of tempered glass - electronic ballast HO (performance line) - T5/G5							
45515	PERUN 124 ET5	1x24	2000*	60	2.8	705	485
45525	PERUN 154 ET5	1x54	5000*	60	4.9	1305	1095
45575	PERUN 149 ET5	1x49	4900*	60	6.4	1605	1395
45535	PERUN 180 ET5	1x80	7000*	60	6.5	1605	1395
45545	PERUN 224 ET5	2x24	4000*	70	4.7	705	485
45555	PERUN 254 ET5	2x54	10000*	70	6.8	1305	1095
45585	PERUN 249 ET5	2x49	9800*	70	7.1	1605	1395
45565	PERUN 280 ET5	2x80	14000*	70	7.2	1605	1395

* - total luminous flux of the light fitting with T5/840 sources at the temperature of 35°C

PERUN T5

Diffuser made of tempered glass, electronic ballast T5, stainless clips

Code	Type	1F	3F	M1h	M3h	3F M1h	3F M3h
45510	PERUN 114 ET5	x	x	x	x	x	x
45520	PERUN 128 ET5	45522	45502	45528	x	45508	x
45530	PERUN 135 ET5	45532	45512	45538	x	45518	x
45540	PERUN 214 ET5	x	x	45548	x	x	x
45550	PERUN 228 ET5	45552	45582	45558	x	45588	x
45560	PERUN 235 ET5	45562	45592	45568	x	45598	x
45515	PERUN 124 ET5	x	x	x	x	x	x
45525	PERUN 154 ET5	45526	45506	45524	x	45504	x
45575	PERUN 149 ET5	45546	45946	45544	x	45984	x
45535	PERUN 180 ET5	45536	45516	45534	x	45514	x
45545	PERUN 224 ET5	x	x	45954	x	x	x
45555	PERUN 254 ET5	45556	45586	45554	x	45584	x
45585	PERUN 249 ET5	45576	45976	45574	x	45994	x
45565	PERUN 280 ET5	45566	45596	45564	x	45594	x

Example of type marking: 45594 = PERUN 280 **3F M1h** ET5

PERUN T5 ER DIM

Diffuser made of tempered glass,
electronic analogue dimmable ballast T5 DIM 1–10 V, stainless clips

Code	Type	1F	3F	M1h	M3h	3F M1h	3F M3h
45527	PERUN 128 ERT5 DIM	45927	45507	45928	x	45908	x
45537	PERUN 135 ERT5 DIM	45937	45517	45938	x	45918	x
45557	PERUN 228 ERT5 DIM	45957	45587	45958	x	45988	x
45567	PERUN 235 ERT5 DIM	45967	45597	45968	x	45998	x
45523	PERUN 154 ERT5 DIM	45923	45503	45724	x	45704	x
45543	PERUN 149 ERT5 DIM	45903	45983	45744	x	45904	x
45533	PERUN 180 ERT5 DIM	45933	45513	45734	x	45714	x
45553	PERUN 254 ERT5 DIM	45953	45583	45754	x	45784	x
45573	PERUN 249 ERT5 DIM	45913	45993	45774	x	45914	x
45563	PERUN 280 ERT5 DIM	45963	45593	45764	x	45794	x

PERUN T5 ER DALI

Diffuser made of tempered glass,
electronic digital dimmable ballast T5 DALI, stainless clips

Code	Type	1F	3F	M1h	M3h	3F M1h	3F M3h
45727	PERUN 128 ERT5 DALI	45907	45707	45728	x	45708	x
45737	PERUN 135 ERT5 DALI	45917	45717	45738	x	45718	x
45757	PERUN 228 ERT5 DALI	45987	45787	45758	x	45788	x
45767	PERUN 235 ERT5 DALI	45997	45797	45768	x	45798	x
45723	PERUN 154 ERT5 DALI	45803	45703	45824	x	45804	x
45743	PERUN 149 ERT5 DALI	45943	45843	45844	x	45944	x
45733	PERUN 180 ERT5 DALI	45813	45713	45834	x	45814	x
45753	PERUN 254 ERT5 DALI	45883	45783	45854	x	45884	x
45773	PERUN 249 ERT5 DALI	45973	45873	45874	x	45974	x
45763	PERUN 280 ERT5 DALI	45893	45793	45864	x	45894	x

Example of type marking: 45894 = PERUN 280 **3F M1h** ERT5 DALI

MADE-TO-ORDER VERSION

* we can also deliver made-to-order light fittings equipped with back-up source for emergency (non-maintained) illumination

PERUN T5 NM1h

Diffuser made of tempered glass,
emergency back-up source - 1 hour for emergency (non-maintained) illumination, stainless clips

PERUN T5 NM3h

Diffuser made of tempered glass,
emergency back-up source - 3 hours for emergency (non-maintained) illumination, stainless clips

LEGEND

- ERT5 DALI** – version with current feed with DALI interface– digitally controlled by DALI protocol
- ERT5 DIM** – version with electronic analogue dimmable ballast 1–10 V
- 1F** – 1 phase wiring cables for through-wiring
- 3F** – 3 phase wiring cables for through-wiring

- M1h** – emergency back-up source with operating time of 1 hour (SA) for both permanent and emergency illumination
- M3h** – emergency back-up source with operating time of 3 hours (SA) for both permanent and emergency illumination
- NM1h** – emergency back-up source with operating time of 1 hour (SE) for emergency (non-maintained) illumination
- NM3h** – emergency back-up source with operating time of 3 hours (SE) for emergency (non-maintained) illumination

Batteries must be formatted before their putting into operation. Assembly instructions must be observed at installation.

LIGHT FITTING ATTACHMENT

- a) Suspension with the use of stainless lugs and wire cords to a ceiling
- b) Directly to a ceiling or a wall with the use of screws, stainless and rubber distance washers



LIGHT FITTING DETAILED VIEW

PERUN T5

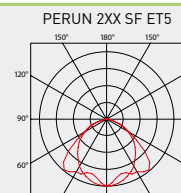
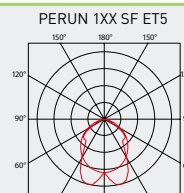


PERUN T5 SF



TECHNICAL DESCRIPTION

- Diffuser: tempered glass with safety film (SF) and wire cords for suspension at assembly
- Body: stainless sheet
- Reflector: steel sheet, white colour (RAL 9003)
- Clips: stainless
- Sealing: silicon, at light fitting body
- Cable glands: PG13.5 brass with surface treatment
- Terminal block: screwless, three-pole (basic version)
- Installation: package contains stainless lugs, stainless washers and rubber distance washers
- Electric equipment: electronic ballast T5; T5 intelligent; T5 DALI or T5 DIM
- Light fitting protection: IP65
- Maximum ambient temperature $t_a = 45^\circ\text{C}$



Code	Type	Light sources [W]	Luminous flux [lm]*	Light fitting efficiency [%]	Net weight [kg]	A [mm]	D [mm]
Diffuser made of tempered glass with safety film (SF) - electronic ballast HE (effective line) - T5/G5							
49510	PERUN 114 SF ET5	1x14	1350*	60	2.8	705	485
49520	PERUN 128 SF ET5	1x28	2900*	60	4.9	1305	1095
49530	PERUN 135 SF ET5	1x35	3650*	60	6.4	1605	1395
49540	PERUN 214 SF ET5	2x14	2700*	70	4.7	705	485
49550	PERUN 228 SF ET5	2x28	5800*	70	6.8	1305	1095
49560	PERUN 235 SF ET5	2x35	7300*	70	7.1	1605	1395
Diffuser made of tempered glass with safety film (SF) - electronic ballast HO (performance line) - T5/G5							
49515	PERUN 124 SF ET5	1x24	2000*	60	2.8	705	485
49525	PERUN 154 SF ET5	1x54	5000*	60	4.9	1305	1095
49575	PERUN 149 SF ET5	1x49	4900*	60	6.4	1605	1395
49535	PERUN 180 SF ET5	1x80	7000*	60	6.5	1605	1395
49545	PERUN 224 SF ET5	2x24	4000*	70	4.7	705	485
49555	PERUN 254 SF ET5	2x54	10000*	70	6.8	1305	1095
49585	PERUN 249 SF ET5	2x49	9800*	70	7.1	1605	1395
49565	PERUN 280 SF ET5	2x80	14000*	70	7.2	1605	1395

* - total luminous flux of the light fitting with T5/840 sources at the temperature of 35°C

PERUN T5 SF

Diffuser made of tempered glass with safety film (SF), electronic ballast T5, stainless clips

Code	Type	1F	3F	M1h	M3h	3F M1h	3F M3h
49510	PERUN 114 SF ET5	x	x	x	x	x	x
49520	PERUN 128 SF ET5	49522	49502	49528	x	49508	x
49530	PERUN 135 SF ET5	49532	49512	49538	x	49518	x
49540	PERUN 214 SF ET5	x	x	49548	x	x	x
49550	PERUN 228 SF ET5	49552	49582	49558	x	49588	x
49560	PERUN 235 SF ET5	49562	49592	49568	x	49598	x
49515	PERUN 124 SF ET5	x	x	x	x	x	x
49525	PERUN 154 SF ET5	49526	49506	49524	x	49504	x
49575	PERUN 149 SF ET5	49546	49646	49544	x	49644	x
49535	PERUN 180 SF ET5	49536	49516	49534	x	49514	x
49545	PERUN 224 SF ET5	x	x	49604	x	x	x
49555	PERUN 254 SF ET5	49556	49586	49554	x	49584	x
49585	PERUN 249 SF ET5	49576	49676	49574	x	49674	x
49565	PERUN 280 SF ET5	49566	49596	49564	x	49594	x

Example of type marking: 49594 = PERUN 280 SF **3F M1h** ET5

PERUN T5 SF ER DIM

Diffuser made of tempered glass with safety film (SF),
electronic analogue dimmable ballast T5 DIM 1-10 V, stainless clips

Code	Type	1F	3F	M1h	M3h	3F M1h	3F M3h
49527	PERUN 128 SF ERT5 DIM	49627	49507	49628	x	49608	x
49537	PERUN 135 SF ERT5 DIM	49637	49517	49638	x	49618	x
49557	PERUN 228 SF ERT5 DIM	49657	49587	49658	x	49688	x
49567	PERUN 235 SF ERT5 DIM	49667	49597	49668	x	49698	x
49523	PERUN 154 SF ERT5 DIM	49603	49503	49724	x	49704	x
49543	PERUN 149 SF ERT5 DIM	49903	49643	49744	x	49904	x
49533	PERUN 180 SF ERT5 DIM	49613	49513	49734	x	49714	x
49553	PERUN 254 SF ERT5 DIM	49683	49583	49754	x	49784	x
49573	PERUN 249 SF ERT5 DIM	49913	49673	49774	x	49914	x
49563	PERUN 280 SF ERT5 DIM	49693	49593	49764	x	49794	x

PERUN T5 SF ER DALI

Diffuser made of tempered glass with safety film (SF), electronic digital dimmable ballast T5 DALI, stainless clips

Code	Type	1F	3F	M1h	M3h	3F M1h	3F M3h
49727	PERUN 128 SF ERT5 DALI	49607	49707	49728	x	49708	x
49737	PERUN 135 SF ERT5 DALI	49617	49717	49738	x	49718	x
49757	PERUN 228 SF ERT5 DALI	49687	49787	49758	x	49788	x
49767	PERUN 235 SF ERT5 DALI	49697	49797	49768	x	49798	x
49723	PERUN 154 SF ERT5 DALI	49803	49703	49824	x	49804	x
49743	PERUN 149 SF ERT5 DALI	49943	49843	49844	x	49944	x
49733	PERUN 180 SF ERT5 DALI	49813	49713	49834	x	49814	x
49753	PERUN 254 SF ERT5 DALI	49883	49783	49854	x	49884	x
49773	PERUN 249 SF ERT5 DALI	49973	49873	49874	x	49974	x
49763	PERUN 280 SF ERT5 DALI	49893	49793	49864	x	49894	x

Example of type marking: 49894 = PERUN 280 SF **3F M1h** ERT5 DALI

MADE-TO-ORDER VERSION

* we can also deliver made-to-order light fittings equipped with back-up source for emergency (non-maintained) illumination

PERUN T5 SF NM1h

Diffuser made of tempered glass with safety film (SF),
emergency back-up source - 1 hour for emergency (non-maintained) illumination, stainless clips

PERUN T5 SF NM3h

Diffuser made of tempered glass with safety film (SF),
emergency back-up source - 3 hours for emergency (non-maintained) illumination, stainless clips

LEGEND

- SF** - safety film
- ERT5 DALI** - version with current feed with DALI interface- digitally controlled by DALI protocol
- ERT5 DIM** - version with electronic analogue dimmable ballast 1-10 V
- 1F** - 1 phase wiring cables for through-wiring
- 3F** - 3 phase wiring cables for through-wiring

- M1h** - emergency back-up source with operating time of 1 hour (SA) for both permanent and emergency illumination
- M3h** - emergency back-up source with operating time of 3 hours (SA) for both permanent and emergency illumination
- NM1h** - emergency back-up source with operating time of 1 hour (SE) for emergency (non-maintained) illumination
- NM3h** - emergency back-up source with operating time of 3 hours (SE) for emergency (non-maintained) illumination

Batteries must be formatted before their putting into operation. Assembly instructions must be observed at installation.

LIGHT FITTING ATTACHMENT

- a) Suspension with the use of stainless lugs and wire cords to a ceiling
- b) Directly to a ceiling or a wall with the use of screws, stainless and rubber distance washers



LIGHT FITTING DETAILED VIEW

PERUN T5 SF



PERUN T8



... stainless, dustproof, waterproof, chemically resistant.

USE

The light fitting is suitable for industrial indoor and outdoor roofed spaces, warehouses, garages, workshops, sports areas, transport terminals, utility structures, agricultural operations and laboratories without a danger of explosion of gas, dust and combustible fumes.

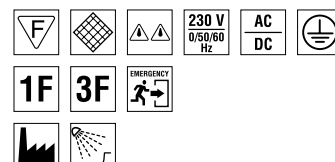
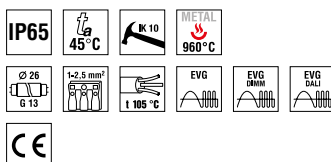
The light fitting is resistant to deformation, dust, spouting water and chemically aggressive environment.

Characteristics of the used tempered glass and its shattering power are controlled by the ČSN EN 12150-1 standard. For applications where spontaneous fracture means a higher safety risk, we recommend to use the version with the safety film (SF).

ADVANTAGES

- Light fitting protection **IP65**
- Maximum ambient temperature **t_a = 45 °C**
- Diffuser: tempered glass with high mechanical resistance
- Clips: stainless steel
- Up to 30 % lower electricity consumption in DALI, DIM version
- It can be delivered in dimmable or emergency version

It is also available in a **LED** design.
More information is in the TREVOS catalogue of LED light fittings marked as PERUN SLIM.

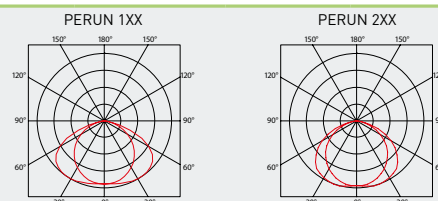


PERUN T8



TECHNICAL DESCRIPTION

- Diffuser: tempered glass with wire cords for suspension at assembly
- Body: stainless sheet
- Reflector: steel sheet, white colour (RAL 9003)
- Clips: stainless
- Sealing: silicon, at light fitting body
- Cable glands: PG13.5 brass with surface treatment
- Terminal block: screwless, three-pole (basic version)
- Installation: package contains stainless lugs, stainless washers, rubber distance washers
- Electric equipment: electronic ballast T8; T8 DALI or T8 DIM
- Light fitting protection: IP65
- Maximum ambient temperature $t_a = 45^\circ\text{C}$



Code	Type	Light sources [W]	Luminous flux [lm]*	Light fitting efficiency [%]	Net weight [kg]	A [mm]	D [mm]
Diffuser made of tempered glass - electronic ballast - T8/G13							
45115	PERUN 118 E	1x18	1350*	66	2.9	705	485
45125	PERUN 136 E	1x36	3350*	66	4.9	1305	1095
45135	PERUN 158 E	1x58	5200*	66	6.4	1605	1395
45145	PERUN 218 E	2x18	2700*	60	4.7	705	485
45155	PERUN 236 E	2x36	6700*	60	6.9	1305	1095
45165	PERUN 258 E	2x58	10400*	60	7.1	1605	1395

* - total luminous flux of the light fitting with T8/840 sources at the temperature of 25 °C

PERUN T8 E

Diffuser made of tempered glass, electronic ballast T8, stainless clips

Code	Type	1F	3F	M1h	M3h	3F M1h	3F M3h
45115	PERUN 118 E	x	x	x	x	x	x
45125	PERUN 136 E	45126	45106	45124	x	45104	x
45135	PERUN 158 E	45136	45116	45134	x	45114	x
45145	PERUN 218 E	x	x	45144	x	x	x
45155	PERUN 236 E	45156	45186	45154	x	45184	x
45165	PERUN 258 E	45166	45196	45164	x	45194	x

PERUN T8 ER DIM

Diffuser made of tempered glass, electronic analogue dimmable ballast T8 DIM 1-10 V, stainless clips

Code	Type	1F	3F	M1h	M3h	3F M1h	3F M3h
45127	PERUN 136 ER DIM	45327	45107	45224	x	45204	x
45137	PERUN 158 ER DIM	45337	45117	45234	x	45214	x
45157	PERUN 236 ER DIM	45357	45187	45254	x	45284	x
45167	PERUN 258 ER DIM	45367	45197	45264	x	45294	x

PERUN T8 ER DALI

Diffuser made of tempered glass, electronic digital dimmable ballast T8 DALI, stainless clips

Code	Type	1F	3F	M1h	M3h	3F M1h	3F M3h
45227	PERUN 136 ER DALI	45307	45207	45324	x	45304	x
45237	PERUN 158 ER DALI	45317	45217	45334	x	45314	x
45257	PERUN 236 ER DALI	45387	45287	45354	x	45384	x
45267	PERUN 258 ER DALI	45397	45297	45364	x	45394	x

Example of type marking: 45394 = PERUN 258 **3F M1h** ER DALI

MADE-TO-ORDER VERSION

* we can also deliver made-to-order light fittings equipped with back-up source for emergency (non-maintained) illumination

PERUN T8 NM1h

Diffuser made of tempered glass,
emergency back-up source - 1 hour for emergency (non-maintained) illumination, stainless clips

PERUN T8 NM3h

Diffuser made of tempered glass,
emergency back-up source - 3 hours for emergency (non-maintained) illumination, stainless clips

LEGEND

E – electronic ballast

ER DALI – version with electronic digital dimmable ballast controlled by DALI protocol

ER DIM – version with electronic analogue dimmable ballast 1-10 V

1F – 1 phase wiring cables for through-wiring

3F – 3 phase wiring cables for through-wiring

M1h – emergency back-up source with operating time of 1 hour (SA) for both permanent and emergency illumination

M3h – emergency back-up source with operating time of 3 hours (SA) for both permanent and emergency illumination

NM1h – emergency back-up source with operating time of 1 hour (SE) for emergency (non-maintained) illumination

NM3h – emergency back-up source with operating time of 3 hours (SE) for emergency (non-maintained) illumination

Batteries must be formatted before their putting into operation. Assembly instructions must be observed at installation.

LIGHT FITTING ATTACHMENT

a) Suspension with the use of stainless lugs and wire cords to a ceiling

b) Directly to a ceiling or a wall with the use of screws, stainless and rubber distance washers

**LIGHT FITTING DETAILED VIEW**

PERUN T8

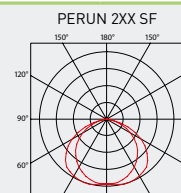
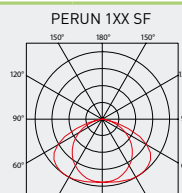


PERUN T8 SF



TECHNICAL DESCRIPTION

- Diffuser: tempered glass with safety film (SF) and wire cords for suspension at assembly
- Body: stainless sheet
- Reflector: steel sheet, white colour (RAL 9003)
- Clips: stainless
- Sealing: silicon, at light fitting body
- Cable glands: PG13.5 brass with surface treatment
- Terminal block: screwless, three-pole (basic version)
- Installation: package contains stainless lugs, stainless washers and rubber distance washers
- Electric equipment: electronic ballast T8; T8 DALI or T8 DIM
- Light fitting protection: IP65
- Maximum ambient temperature $t_a = 45^\circ\text{C}$



Code	Type	Light sources [W]	Luminous flux [lm]*	Light fitting efficiency [%]	Net weight [kg]	A [mm]	D [mm]
Diffuser made of tempered glass with safety film (SF) - electronic ballast - T8/G13							
49115	PERUN 118 SF E	1x18	1350*	66	2.9	705	485
49125	PERUN 136 SF E	1x36	3350*	66	4.9	1305	1095
49135	PERUN 158 SF E	1x58	5200*	66	6.4	1605	1395
49145	PERUN 218 SF E	2x18	2700*	60	4.7	705	485
49155	PERUN 236 SF E	2x36	6700*	60	6.9	1305	1095
49165	PERUN 258 SF E	2x58	10400*	60	7.1	1605	1395

* - total luminous flux of the light fitting with T8/840 sources at the temperature of 25°C

PERUN T8 SF E

Diffuser made of tempered glass with safety film (SF), electronic ballast T8, stainless clips

Code	Type	1F	3F	M1h	M3h	3F M1h	3F M3h
49115	PERUN 118 SF E	x	x	x	x	x	x
49125	PERUN 136 SF E	49126	49106	49124	x	49104	x
49135	PERUN 158 SF E	49136	49116	49134	x	49114	x
49145	PERUN 218 SF E	x	x	49144	x	x	x
49155	PERUN 236 SF E	49156	49186	49154	x	49184	x
49165	PERUN 258 SF E	49166	49196	49164	x	49194	x

PERUN T8 SF ER DIM

Diffuser made of tempered glass with safety film (SF), electronic analogue dimmable ballast T8 DIM 1-10 V, stainless clips

Code	Type	1F	3F	M1h	M3h	3F M1h	3F M3h
49127	PERUN 136 SF ER DIM	49327	49107	49224	x	49204	x
49137	PERUN 158 SF ER DIM	49337	49117	49234	x	49214	x
49157	PERUN 236 SF ER DIM	49357	49187	49254	x	49284	x
49167	PERUN 258 SF ER DIM	49367	49197	49264	x	49294	x

PERUN T8 SF ER DALI

Diffuser made of tempered glass with safety film (SF), electronic digital dimmable ballast T8 DALI, stainless clips

Code	Type	1F	3F	M1h	M3h	3F M1h	3F M3h
49227	PERUN 136 SF ER DALI	49307	49207	49324	x	49304	x
49237	PERUN 158 SF ER DALI	49317	49217	49334	x	49314	x
49257	PERUN 236 SF ER DALI	49387	49287	49354	x	49384	x
49267	PERUN 258 SF ER DALI	49397	49297	49364	x	49394	x

Example of type marking: 49394 = PERUN 258 SF **3F M1h** ER DALI

MADE-TO-ORDER VERSION

* we can also deliver made-to-order light fittings equipped with back-up source for emergency (non-maintained) illumination

PERUN T8 SF NM1h	Diffuser made of tempered glass with safety film (SF), emergency back-up source - 1 hour for emergency (non-maintained) illumination, stainless clips
PERUN T8 SF NM3h	Diffuser made of tempered glass with safety film (SF), emergency back-up source - 3 hours for emergency (non-maintained) illumination, stainless clips

LEGEND

- SF** - safety film
- E** - electronic ballast
- ER DALI** - version with electronic digital dimmable ballast controlled by DALI protocol
- ER DIM** - version with electronic analogue dimmable ballast 1-10 V
- 1F** - 1 phase wiring cables for through-wiring
- 3F** - 3 phase wiring cables for through-wiring

- M1h** - emergency back-up source with operating time of 1 hour (SA) for both permanent and emergency illumination
 - M3h** - emergency back-up source with operating time of 3 hours (SA) for both permanent and emergency illumination
 - NM1h** - emergency back-up source with operating time of 1 hour (SE) for emergency (non-maintained) illumination
 - NM3h** - emergency back-up source with operating time of 3 hours (SE) for emergency (non-maintained) illumination
- Batteries must be formatted before their putting into operation. Assembly instructions must be observed at installation.

LIGHT FITTING ATTACHMENT

- a) Suspension with the use of stainless lugs and wire cords to a ceiling
- b) Directly to a ceiling or a wall with the use of screws, stainless and rubber distance washers




LIGHT FITTING DETAILED VIEW

PERUN T8 SF



Through-wiring cables

Additional furnishing of 1 phase or 3 phase through-wiring to the light fitting at the reflector



Code	Type	Description	Weight [kg]
11991	1F-36	1 phase cables for through-wiring at reflector 36, 28/54	0.1
11992	1F-58	1 phase cables for through-wiring at reflector 58, 35/49/80	0.1



Code	Type	Description	Weight [kg]
11993	3F-36	3 phase cables for through-wiring at reflector 36, 28/54	0.1
11994	3F-58	3 phase cables for through-wiring at reflector 58, 35/49/80	0.1

PAR - parabolic reflector

It is made of polished aluminium sheet. It serves to direct the luminous flux of the light fitting. It is attached to the light fitting with the use of butterfly nuts at distance parts.



Code	Type	Description	Weight [kg]
11931	PAR 3.1	parabolic reflector for type PERUN T5 228/254	0.2
11932	PAR 3.2	parabolic reflector for type PERUN T5 235/249/280	0.2
11936	PAR 3.6	parabolic reflector for type PERUN T5 214/224	0.1



Code	Type	Description	Weight [kg]
11933	PAR 3.3	parabolic reflector for type PERUN T5 128/154	0.1
11934	PAR 3.4	parabolic reflector for type PERUN T5 135/149/180	0.1
11935	PAR 3.5	parabolic reflector for type PERUN T5 114/124	0.1

Microgrid


Shiny anti-dazzling plastic microgrid, attachment with the use of springs to fluorescent tubes



Code	Type	Description	Weight [kg]
11822	MM 2.2	microgrid for type 128/154	0.2
11823	MM 2.3	microgrid for type 135/149/180	0.3
11824	MM 2.4	microgrid for type 214/224	0.2
11825	MM 2.5	microgrid for type 228/254	0.3
11826	MM 2.6	microgrid for type 235/249/280	0.4

Through-wiring cables

Additional furnishing of 1 phase or 3 phase through-wiring to the light fitting at the reflector



Code	Type	Description	Weight [kg]
11991	1F-36	1 phase cables for through-wiring at reflector 36, 28/54	0.1
11992	1F-58	1 phase cables for through-wiring at reflector 58, 35/49/80	0.1




Code	Type	Description	Weight [kg]
11993	3F-36	3 phase cables for through-wiring at reflector 36, 28/54	0.1
11994	3F-58	3 phase cables for through-wiring at reflector 58, 35/49/80	0.1

PAR - parabolic reflector

It is made of polished aluminium sheet. It serves to direct the luminous flux of the light fitting. It is attached to the light fitting with the use of butterfly nuts at distance parts.



Code	Type	Description	Weight [kg]
11921	PAR 2.1	parabolic reflector for type PERUN T8 236	0.2
11922	PAR 2.2	parabolic reflector for type PERUN T8 258	0.2
11926	PAR 2.6	parabolic reflector for type PERUN T8 218	0.1



Code	Type	Description	Weight [kg]
11923	PAR 2.3	parabolic reflector for type PERUN T8 136	0.1
11924	PAR 2.4	parabolic reflector for type PERUN T8 158	0.1
11925	PAR 2.5	parabolic reflector for type PERUN T8 118	0.1

Microgrid

Shiny anti-dazzling plastic microgrid, attachment with the use of springs to fluorescent tubes.



Code	Type	Description	Weight [kg]
11812	MM 1.2	microgrid for type 136	0.2
11813	MM 1.3	microgrid for type 158	0.3
11814	MM 1.4	microgrid for type 218	0.2
11815	MM 1.5	microgrid for type 236	0.3
11816	MM 1.6	microgrid for type 258	0.4

ALUMAX



INDUSTRIAL
DUSTPROOF
WATERPROOF
ALUMINIUM PROFILE



ALUMAX – industrial metal light fittings



ALUMAX T5
p. 56



ALUMAX T5
p. 56

IP66

ALUMAX T8
p. 59



ALUMAX T8
p. 59

IP66

ALUMAX
ACCESSORIES
p. 62



ALUMAX
p. 62

ALUMAX T5



... aluminium, dustproof, waterproof, chemically resistant.

USE

The light fitting is suitable for industrial indoor and outdoor roofed spaces, warehouses, garages, workshops, sports areas, transport terminals, utility structures, agricultural operations and laboratories without a danger of explosion of gas, dust and combustible fumes.

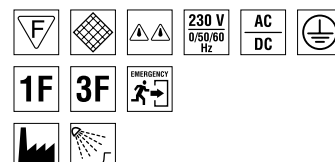
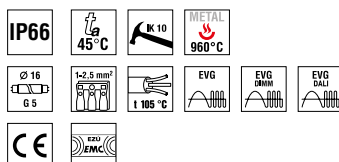
The light fitting is resistant to deformation, dust, spouting water and chemically aggressive environment.

Characteristics of the used tempered glass and its shattering power are controlled by the ČSN EN 12150-1 standard.

ADVANTAGES

- Light fitting protection **IP66**
- Maximum ambient temperature **t_a = 45 °C**
- Diffuser: tempered glass with high mechanical resistance
- Clips: stainless steel
- Up to 10 % lower electricity consumption when compared to electronic ballast T8
- Up to 40 % lower electricity consumption when compared to inductive ballast T8
- Up to 80 % lower electricity consumption in DALI, DIM version when compared to inductive ballast T8
- Up to 14 % higher luminous efficiency when compared to fluorescent light fittings T8
- Maximum luminous flux of the light fitting T5 is achieved at 35 °C (T8 at 25 °C)
- It can be delivered in dimmable or emergency version

It is also available in a **LED** design. More information is in the TREVOS catalogue of LED light fittings marked as ALUMAX LED.

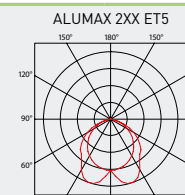
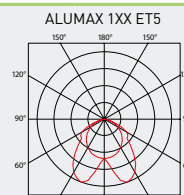
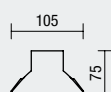



ALUMAX T5



TECHNICAL DESCRIPTION

- Diffuser: tempered glass
- Body: grey aluminium profile, surface treated with powder-coated colour
- Side covers: grey aluminium alloy with plastic side plates for fixation and suspension of glass at assembly, surface treated with powder-coated colour
- Reflector: parabolic shiny aluminium
- Clips: stainless
- Sealing: polyurethane sealing (PUR) in body groove
- Cable glands: brass M18x1.5
- Terminal block: screwless, three-pole (basic version)
- Installation: package contains stainless sheet suspension brackets and FeZn sliding hangers
- Electric equipment: electronic ballast T5; T5 intelligent; T5 DALI or T5 DIM
- Light fitting protection: IP66
- Maximum ambient temperature $t_a = 45^\circ\text{C}$



Code	Type	Light sources [W]	Luminous flux [lm]*	Light fitting efficiency [%]	Net weight [kg]	A [mm]	D [mm]
Diffuser made of tempered glass - electronic ballast HE (effective line) - T5/G5							
44510	ALUMAX 114 ET5	1x14	1350*	55	2.9	624	534
44520	ALUMAX 128 ET5	1x28	2900*	55	4.5	1224	1134
44530	ALUMAX 135 ET5	1x35	3650*	55	5.4	1524	1434
44540	ALUMAX 214 ET5	2x14	2700*	45	3.1	624	534
44550	ALUMAX 228 ET5	2x28	5800*	45	4.4	1224	1134
44560	ALUMAX 235 ET5	2x35	7300*	45	5.3	1524	1434
Diffuser made of tempered glass - electronic ballast HO (performance line) - T5/G5							
44515	ALUMAX 124 ET5	1x24	2000*	55	2.9	624	534
44525	ALUMAX 154 ET5	1x54	5000*	55	4.5	1224	1134
44575	ALUMAX 149 ET5	1x49	4900*	55	5.4	1524	1434
44535	ALUMAX 180 ET5	1x80	7000*	55	5.4	1524	1434
44545	ALUMAX 224 ET5	2x24	4000*	45	3.1	624	534
44555	ALUMAX 254 ET5	2x54	10000*	45	4.5	1224	1134
44585	ALUMAX 249 ET5	2x49	9800*	45	5.3	1524	1434
44565	ALUMAX 280 ET5	2x80	14000*	45	5.5	1524	1434

* - total luminous flux of the light fitting with T5/840 sources at the temperature of 35°C

ALUMAX T5

Diffuser made of tempered glass, electronic ballast T5, stainless clips

Code	Type	1F	3F	M1h	M3h	3F M1h	3F M3h
44510	ALUMAX 114 ET5	x	x	x	x	x	x
44520	ALUMAX 128 ET5	44522	44502	44528	x	44508	x
44530	ALUMAX 135 ET5	44532	44512	44538	x	44518	x
44540	ALUMAX 214 ET5	x	x	x	x	x	x
44550	ALUMAX 228 ET5	44552	44582	44558	x	44588	x
44560	ALUMAX 235 ET5	44562	44592	44568	x	44598	x
44515	ALUMAX 124 ET5	x	x	x	x	x	x
44525	ALUMAX 154 ET5	44526	44506	44524	x	44504	x
44575	ALUMAX 149 ET5	44546	44646	44544	x	44644	x
44535	ALUMAX 180 ET5	44536	44516	44534	x	44514	x
44545	ALUMAX 224 ET5	x	x	x	x	x	x
44555	ALUMAX 254 ET5	44556	44586	44554	x	44584	x
44585	ALUMAX 249 ET5	44576	44676	44574	x	44674	x
44565	ALUMAX 280 ET5	44566	44596	44564	x	44594	x

Example of type marking: 44594 = ALUMAX 280 **3F M1h** ET5

ALUMAX T5 ER DIM

Diffuser made of tempered glass,
electronic analogue dimmable ballast T5 DIM 1–10 V, stainless clips

Code	Type	1F	3F	M1h	M3h	3F M1h	3F M3h
44527	ALUMAX 128 ERT5 DIM	44627	44507	44628	x	44608	x
44537	ALUMAX 135 ERT5 DIM	44637	44517	44638	x	44618	x
44557	ALUMAX 228 ERT5 DIM	44657	44587	44658	x	44688	x
44567	ALUMAX 235 ERT5 DIM	44667	44597	44668	x	44698	x
44523	ALUMAX 154 ERT5 DIM	44603	44503	44724	x	44704	x
44543	ALUMAX 149 ERT5 DIM	44903	44643	44744	x	44904	x
44533	ALUMAX 180 ERT5 DIM	44613	44513	44734	x	44714	x
44553	ALUMAX 254 ERT5 DIM	44683	44583	44754	x	44784	x
44573	ALUMAX 249 ERT5 DIM	44913	44673	44774	x	44914	x
44563	ALUMAX 280 ERT5 DIM	44693	44593	44764	x	44794	x

ALUMAX T5 ER DALI

Diffuser made of tempered glass, electronic digital dimmable ballast T5 DALI, stainless clips

Code	Type	1F	3F	M1h	M3h	3F M1h	3F M3h
44727	ALUMAX 128 ERT5 DALI	44607	44707	44728	x	44708	x
44737	ALUMAX 135 ERT5 DALI	44617	44717	44738	x	44718	x
44757	ALUMAX 228 ERT5 DALI	44687	44787	44758	x	44788	x
44767	ALUMAX 235 ERT5 DALI	44697	44797	44768	x	44798	x
44723	ALUMAX 154 ERT5 DALI	44803	44703	44824	x	44804	x
44733	ALUMAX 149 ERT5 DALI	44943	44713	44844	x	44944	x
44743	ALUMAX 180 ERT5 DALI	44813	44843	44834	x	44814	x
44753	ALUMAX 254 ERT5 DALI	44883	44783	44854	x	44884	x
44773	ALUMAX 249 ERT5 DALI	44973	44773	44874	x	44974	x
44763	ALUMAX 280 ERT5 DALI	44893	44793	44864	x	44894	x

Example of type marking: 44873 = ALUMAX 249 **3F** ERT5 DALI

MADE-TO-ORDER VERSION

* we can also deliver made-to-order light fittings equipped with back-up source for emergency (non-maintained) illumination

ALUMAX T5 NM1h

Diffuser made of tempered glass,
emergency back-up source - 1 hour for emergency (non-maintained) illumination, stainless clips

ALUMAX T5 NM3h

Diffuser made of tempered glass,
emergency back-up source - 3 hours for emergency (non-maintained) illumination, stainless clips

LEGEND

- ERT5 DALI** – version with current feed with DALI interface– digitally controlled by DALI protocol
- ERT5 DIM** – version with electronic analogue dimmable ballast 1–10 V
- 1F** – 1 phase wiring cables for through-wiring
- 3F** – 3 phase wiring cables for through-wiring

- M1h** – emergency back-up source with operating time of 1 hour (SA) for both permanent and emergency illumination
- M3h** – emergency back-up source with operating time of 3 hours (SA) for both permanent and emergency illumination
- NM1h** – emergency back-up source with operating time of 1 hour (SE) for emergency (non-maintained) illumination
- NM3h** – emergency back-up source with operating time of 3 hours (SE) for emergency (non-maintained) illumination

Batteries must be formatted before their putting into operation. Assembly instructions must be observed at installation.


LIGHT FITTING ATTACHMENT

- a) Directly to a ceiling or a wall with the use of screws and stainless brackets
- b) To a ceiling or a wall with the use of FeZn sliding hangers in body groove
- c) Attachment with the use of side hangers to the wall



LIGHT FITTING DETAILED VIEW

ALUMAX T5



ALUMAX T8



... aluminium, dustproof, waterproof, chemically resistant.

USE

The light fitting is suitable for industrial indoor and outdoor roofed spaces, warehouses, garages, workshops, sports areas, transport terminals, utility structures, agricultural operations and laboratories without a danger of explosion of gas, dust and combustible fumes.

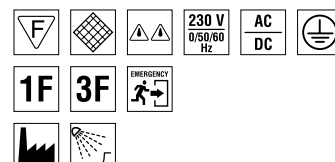
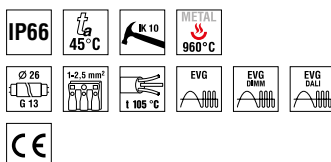
The light fitting is resistant to deformation, dust, spouting water and chemically aggressive environment.

Characteristics of the used tempered glass and its shattering power are controlled by the ČSN EN 12150-1 standard.

ADVANTAGES

- Light fitting protection **IP66**
- Maximum ambient temperature **t_a = 45 °C**
- Diffuser: tempered glass with high mechanical resistance
- Clips: stainless steel
- Up to 30 % lower electricity consumption in DALI, DIM version
- It can be delivered in dimmable or emergency version

It is also available in a **LED** design.
More information is in the TREVOS catalogue of LED light fittings marked as ALUMAX LED.

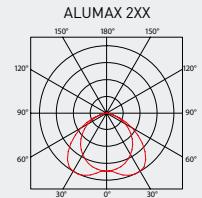
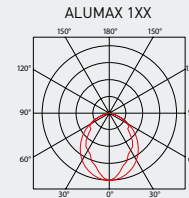
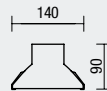



ALUMAX T8



TECHNICAL DESCRIPTION

- Diffuser: tempered glass
- Body: grey aluminium profile, surface treated with powder-coated colour
- Side covers: grey aluminium alloy with plastic side plates for fixation and suspension of glass at assembly, surface treated with powder-coated colour
- Reflector: parabolic shiny aluminium
- Clips: stainless
- Sealing: polyurethane sealing (PUR) in body groove
- Cable glands: brass M18x1.5
- Terminal block: screwless, three-pole (basic version)
- Installation: package contains stainless sheet suspension brackets and FeZn sliding hangers
- Electric equipment: electronic ballast T8; T8 DALI or T8 DIM
- Light fitting protection: IP66
- Maximum ambient temperature $t_a = 45^\circ\text{C}$



Code	Type	Light sources [W]	Luminous flux [lm]*	Light fitting efficiency [%]	Net weight [kg]	A [mm]	D [mm]
Diffuser made of tempered glass - electronic ballast - T8/G13							
44215	ALUMAX 118 E	1x18	1350*	70	4.4	670	580
44225	ALUMAX 136 E	1x36	3350*	70	7.0	1282	1192
44235	ALUMAX 158 E	1x58	5200*	70	8.4	1582	1492
44245	ALUMAX 218 E	2x18	2700*	58	4.5	670	580
44255	ALUMAX 236 E	2x36	6700*	58	6.9	1282	1192
44265	ALUMAX 258 E	2x58	10400*	58	8.4	1582	1492

* - total luminous flux of the light fitting with T8/840 sources at the temperature of 25 °C

ALUMAX T8 E

Diffuser made of tempered glass, electronic ballast T8, stainless clips

Code	Type	1F	3F	M1h	M3h	3F M1h	3F M3h
44215	ALUMAX 118 E	x	x	x	x	x	x
44225	ALUMAX 136 E	44226	44206	44224	x	44204	x
44235	ALUMAX 158 E	44236	44216	44234	x	44214	x
44245	ALUMAX 218 E	x	x	x	x	x	x
44255	ALUMAX 236 E	44256	44286	44254	x	44284	x
44265	ALUMAX 258 E	44266	44296	44264	x	44294	x

ALUMAX T8 ER DIM

Diffuser made of tempered glass, electronic analogue dimmable ballast T8 DIM 1-10 V, stainless clips

Code	Type	1F	3F	M1h	M3h	3F M1h	3F M3h
44227	ALUMAX 136 ER DIM	44427	44207	44324	x	44304	x
44237	ALUMAX 158 ER DIM	44437	44217	44334	x	44314	x
44257	ALUMAX 236 ER DIM	44457	44287	44354	x	44384	x
44267	ALUMAX 258 ER DIM	44467	44297	44364	x	44394	x

ALUMAX T8 ER DALI

Diffuser made of tempered glass, electronic digital dimmable ballast T8 DALI, stainless clips

Code	Type	1F	3F	M1h	M3h	3F M1h	3F M3h
44327	ALUMAX 136 ER DALI	44407	44307	44424	x	44404	x
44337	ALUMAX 158 ER DALI	44417	44317	44434	x	44414	x
44357	ALUMAX 236 ER DALI	44487	44387	44454	x	44484	x
44367	ALUMAX 258 ER DALI	44497	44397	44464	x	44494	x

Example of type marking: 44494 = ALUMAX 258 **3F M1h** ER DALI

MADE-TO-ORDER VERSION

* we can also deliver made-to-order light fittings equipped with back-up source for emergency (non-maintained) illumination

ALUMAX T8 NM1h

Diffuser made of tempered glass,
emergency back-up source - 1 hour for emergency (non-maintained) illumination, stainless clips

ALUMAX T8 NM3h

Diffuser made of tempered glass,
emergency back-up source - 3 hours for emergency (non-maintained) illumination, stainless clips

LEGEND

- E** – electronic ballast
- ER DALI** – version with electronic digital dimmable ballast controlled by DALI protocol
- ER DIM** – version with electronic analogue dimmable ballast 1-10 V
- 1F** – 1 phase wiring cables for through-wiring
- 3F** – 3 phase wiring cables for through-wiring

- M1h** – emergency back-up source with operating time of 1 hour (SA) for both permanent and emergency illumination
- M3h** – emergency back-up source with operating time of 3 hours (SA) for both permanent and emergency illumination
- NM1h** – emergency back-up source with operating time of 1 hour (SE) for emergency (non-maintained) illumination
- NM3h** – emergency back-up source with operating time of 3 hours (SE) for emergency (non-maintained) illumination


Batteries must be formatted before their putting into operation. Assembly instructions must be observed at installation.

LIGHT FITTING ATTACHMENT

- a) Directly to a ceiling or a wall with the use of screws and stainless brackets
- b) To a ceiling or a wall with the use of FeZn sliding hangers in body groove
- c) Attachment with the use of side hangers to the wall


**LIGHT FITTING DETAILED VIEW**

ALUMAX T8



BZ – side hanger

The side hanger serves to attach the light fitting to the wall with the possibility of its positioning.



Code	Type	Description	Weight [kg]
90002	BZ	side hanger with blocking (set for 1 light fitting)	0.4



BELTR



INDOOR
FLUORESCENT
PLASTIC
SURFACE-MOUNTED
BATTEN



BELTR – indoor plastic light fittings



BELTR T5
p. 66



BELTR T5 OP
p. 67



BELTR T5 TR
p. 69

IP40

BELTR T8
p. 71




BELTR T8 OP
p. 72



BELTR T8 TR
p. 74

IP40

BELTR
ACCESSORIES
p. 76



BELTR
p. 76

BELTR T5



... indoor fluorescent light fitting.

USE

The light fitting is suitable for offices, hallways, school interiors, libraries, lecture rooms, sanitary rooms, hospitals and passenger terminals.

ADVANTAGES

- Light fitting protection **IP40**
- Diffuser: opalized polycarbonate (OP) or transparent polycarbonate (TR) = high mechanical resistance
- Up to 10 % lower electricity consumption when compared to electronic ballast T8
- Up to 40 % lower electricity consumption when compared to inductive ballast T8
- Up to 80 % lower electricity consumption in DALI, DIM version when compared to inductive ballast T8
- Up to 14 % higher luminous efficiency when compared to fluorescent light fittings T8
- Maximum luminous flux of the light fitting T5 is achieved at 35 °C (T8 at 25 °C)
- It can be delivered in dimmable or emergency version

It is also available in a **LED** design.
More information is in the TREVOS catalogue of LED light fittings marked as BELTR LED.

IP40

Ø 16
0.5

±2.5 mm

1 105 °C

EVG

EVG DMX

EVG DALI

CE

F

230 V
0.5/0.60 Hz

AC
DC

⊕

1F

3F

EMERGENCY

⊕

⊕

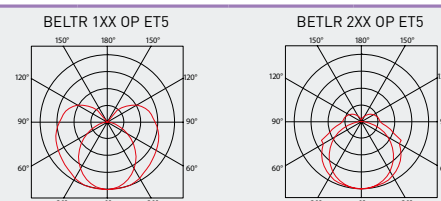

⊕

BELTR T5 OP



TECHNICAL DESCRIPTION

- Diffuser: opalized polycarbonate (OP), UV stable, impact-resistant
- Body (Reflector): steel sheet, white colour (RAL 9003)
- Cable gland: white, rubber
- Side covers: white, plastic (ABS)
- Terminal block: screwless, three-poles (basic version)
- Electric equipment: electronic ballast T5; T5 intelligent; T5 DALI or T5 DIM
- Light fitting protection: IP40



Code	Type	Light sources [W]	Luminous flux [lm]*	Light fitting efficiency [%]	Net weight [kg]	A [mm]	D [mm]
Diffuser made of opalized polycarbonate (OP) - electronic ballast HE (effective line) - T5/G5							
24710	BELTR 114 OP ET5	1x14	1350*	87	0.5	595	450
24720	BELTR 128 OP ET5	1x28	2900*	87	1.1	1195	900
24730	BELTR 135 OP ET5	1x35	3650*	87	1.4	1495	900
24740	BELTR 214 OP ET5	2x14	2700*	55	0.9	595	450
24750	BELTR 228 OP ET5	2x28	5800*	55	1.6	1195	900
24760	BELTR 235 OP ET5	2x35	7300*	55	1.9	1495	900
Diffuser made of opalized polycarbonate (OP) - electronic ballast HO (performance line) - T5/G5							
24715	BELTR 124 OP ET5	1x24	2000*	87	0.5	595	450
24725	BELTR 154 OP ET5	1x54	5000*	87	1.1	1195	900
24775	BELTR 149 OP ET5	1x49	4900*	87	1.4	1495	900
24735	BELTR 180 OP ET5	1x80	7000*	87	1.4	1495	900
24745	BELTR 224 OP ET5	2x24	4000*	55	0.9	595	450
24755	BELTR 254 OP ET5	2x54	10000*	55	1.6	1195	900
24785	BELTR 249 OP ET5	2x49	9800*	55	1.9	1495	900
24765	BELTR 280 OP ET5	2x80	14000*	55	2.0	1495	900

* - total luminous flux of the light fitting with T5/840 sources at the temperature of 35 °C

BELTR T5 OP

Diffuser made of opalized polycarbonate (OP) - electronic ballast T5

Code	Type	1F	3F	M1h	M3h	3F M1h	3F M3h
24710	BELTR 114 OP ET5	x	x	x	x	x	x
24720	BELTR 128 OP ET5	x	x	24728	x	x	x
24730	BELTR 135 OP ET5	x	x	24738	x	x	x
24740	BELTR 214 OP ET5	x	x	x	x	x	x
24750	BELTR 228 OP ET5	24752	24782	24758	x	24788	x
24760	BELTR 235 OP ET5	24762	24792	24768	x	24798	x
24715	BELTR 124 OP ET5	x	x	x	x	x	x
24725	BELTR 154 OP ET5	x	x	x	x	x	x
24775	BELTR 149 OP ET5	x	x	x	x	x	x
24735	BELTR 180 OP ET5	x	x	x	x	x	x
24745	BELTR 224 OP ET5	x	x	x	x	x	x
24755	BELTR 254 OP ET5	24756	24786	24754	x	24784	x
24785	BELTR 249 OP ET5	24776	24706	24774	x	24794	x
24765	BELTR 280 OP ET5	24766	24796	x	x	x	x

BELTR T5 OP DIM

Diffuser made of opalized polycarbonate (OP), electronic analogue dimmable ballast T5 DIM 1-10 V

Code	Type	1F	3F	M1h	M3h	3F M1h	3F M3h
24727	BELTR 128 OP ERT5 DIM	x	x	24827	x	x	x
24737	BELTR 135 OP ERT5 DIM	x	x	24837	x	x	x
24757	BELTR 228 OP ERT5 DIM	24707	24787	24857	x	24807	x
24767	BELTR 235 OP ERT5 DIM	24717	24797	24867	x	24817	x
24723	BELTR 154 OP ERT5 DIM	x	x	x	x	x	x
24743	BELTR 149 OP ERT5 DIM	x	x	x	x	x	x
24733	BELTR 180 OP ERT5 DIM	x	x	x	x	x	x
24753	BELTR 254 OP ERT5 DIM	24853	24783	24804	x	24824	x
24773	BELTR 249 OP ERT5 DIM	24873	24793	24814	x	24834	x
24763	BELTR 280 OP ERT5 DIM	24863	24813	x	x	x	x

Example of type marking: 24793 = BELTR 249 OP **3F** ERT5 DIM

BELTR T5 OP DALI

Diffuser made of opalized polycarbonate (OP) - electronic digital dimmable ballast T5 DALI

Code	Type	1F	3F	M1h	M3h	3F M1h	3F M3h
24825	BELTR 128 OP ERT5 DALI	x	x	24828	x	x	x
24835	BELTR 135 OP ERT5 DALI	x	x	24838	x	x	x
24855	BELTR 228 OP ERT5 DALI	24805	24885	24858	x	24808	x
24865	BELTR 235 OP ERT5 DALI	24815	24895	24868	x	24818	x
24721	BELTR 154 OP ERT5 DALI	x	x	x	x	x	x
24741	BELTR 149 OP ERT5 DALI	x	x	x	x	x	x
24731	BELTR 180 OP ERT5 DALI	x	x	x	x	x	x
24751	BELTR 254 OP ERT5 DALI	24781	24881	24844	x	24864	x
24771	BELTR 249 OP ERT5 DALI	24701	24801	24854	x	24874	x
24761	BELTR 280 OP ERT5 DALI	24791	24891	x	x	x	x

MADE-TO-ORDER VERSION

* we can also deliver made-to-order light fittings equipped with back-up source for emergency (non-maintained) illumination

BELTR T5 OP NM1h

Diffuser made of opalized polycarbonate (OP), emergency back-up source - 1 hour for emergency (non-maintained) illumination

BELTR T5 OP NM3h

Diffuser made of opalized polycarbonate (OP), emergency back-up source - 3 hours for emergency (non-maintained) illumination, plastic clips

LEGEND

ERT5 DALI - version with electronic digital dimmable ballast controlled by DALI protocol

ERT5 DIM - version with electronic analogue dimmable ballast 1-10 V

1F - 1 phase wiring cables for through-wiring

3F - 3 phase wiring cables for through-wiring

M1h - emergency back-up source with operating time of 1 hour (SA) for both permanent and emergency illumination

M3h - emergency back-up source with operating time of 3 hours (SA) for both permanent and emergency illumination

NM1h - emergency back-up source with operating time of 1 hour (SE) for emergency (non-maintained) illumination

NM3h - emergency back-up source with operating time of 3 hours (SE) for emergency (non-maintained) illumination

Batteries must be formatted before their putting into operation. Assembly instructions must be observed at installation.


LIGHT FITTING ATTACHMENT

Directly to a ceiling or a wall with the use of screws



LIGHT FITTING DETAILED VIEW

BELTR T5 OP

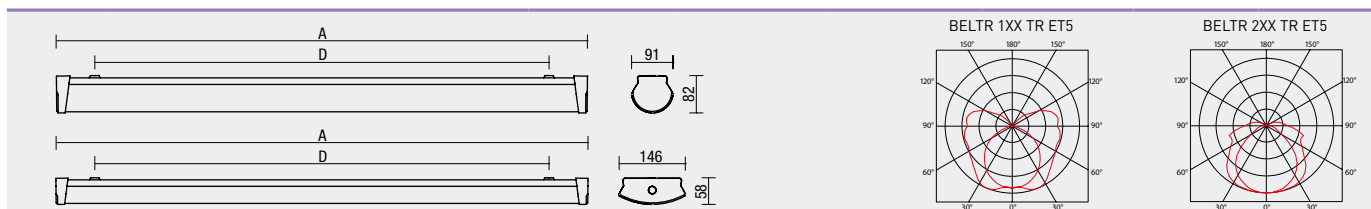


BELTR T5 TR



TECHNICAL DESCRIPTION

- Diffuser: transparent polycarbonate (TR), UV stable, impact-resistant
- Body (Reflector): steel sheet, white colour (RAL 9003)
- Cable glands: rubber (SBS)
- Side covers: white, plastic (ABS)
- Terminal block: screwless, three-poles (basic version)
- Electric equipment: electronic ballast T5; T5 intelligent; T5 DALI or T5 DIM
- Light fitting protection: IP40



Code	Type	Light sources [W]	Luminous flux [lm]*	Light fitting efficiency [%]	Net weight [kg]	A [mm]	D [mm]
Diffuser made of transparent polycarbonate (TR) - electronic ballast HE (effective line) - T5/G5							
24510	BELTR 114 TR ET5	1x14	1350*	93	0.5	595	450
24520	BELTR 128 TR ET5	1x28	2900*	93	1.1	1195	900
24530	BELTR 135 TR ET5	1x35	3650*	93	1.4	1495	900
24540	BELTR 214 TR ET5	2x14	2700*	59	0.9	595	450
24550	BELTR 228 TR ET5	2x28	5800*	59	1.6	1195	900
24560	BELTR 235 TR ET5	2x35	7300*	59	1.9	1495	900
Diffuser made of transparent polycarbonate (TR) - electronic ballast HO (performance line) - T5/G5							
24515	BELTR 124 TR ET5	1x24	2000*	93	0.5	595	450
24525	BELTR 154 TR ET5	1x54	5000*	93	1.1	1195	900
24575	BELTR 149 TR ET5	1x49	4900*	93	1.4	1495	900
24535	BELTR 180 TR ET5	1x80	7000*	93	1.4	1495	900
24545	BELTR 224 TR ET5	2x24	4000*	59	0.9	595	450
24555	BELTR 254 TR ET5	2x54	10000*	59	1.6	1195	900
24585	BELTR 249 TR ET5	2x49	9800*	59	1.9	1495	900
24565	BELTR 280 TR ET5	2x80	14000*	59	2.0	1495	900

* - total luminous flux of the light fitting with T5/840 sources at the temperature of 35°C

BELTR T5 TR

Code		Type	Diffuser made of transparent polycarbonate (TR) - electronic ballast T5					
			1F	3F	M1h	M3h	3F M1h	3F M3h
24510	BELTR 114 TR ET5		x	x	x	x	x	x
24520	BELTR 128 TR ET5		x	x	24528	x	x	x
24530	BELTR 135 TR ET5		x	x	24538	x	x	x
24540	BELTR 214 TR ET5		x	x	x	x	x	x
24550	BELTR 228 TR ET5		24552	24582	24558	x	24588	x
24560	BELTR 235 TR ET5		24562	24592	24568	x	24598	x
24515	BELTR 124 TR ET5		x	x	x	x	x	x
24525	BELTR 154 TR ET5		x	x	x	x	x	x
24575	BELTR 149 TR ET5		x	x	x	x	x	x
24535	BELTR 180 TR ET5		x	x	x	x	x	x
24545	BELTR 224 TR ET5		x	x	x	x	x	x
24555	BELTR 254 TR ET5		24556	24586	24554	x	24584	x
24585	BELTR 249 TR ET5		24576	24506	24574	x	24594	x
24565	BELTR 280 TR ET5		24566	24596	x	x	x	x

BELTR T5 TR DIM

Code		Type	Diffuser made of transparent polycarbonate (TR), electronic analogue dimmable ballast T5 DIM 1-10 V					
			1F	3F	M1h	M3h	3F M1h	3F M3h
24527	BELTR 128 TR ERT5 DIM		x	x	24627	x	x	x
24537	BELTR 135 TR ERT5 DIM		x	x	24637	x	x	x
24557	BELTR 228 TR ERT5 DIM		24507	24587	24657	x	24607	x
24567	BELTR 235 TR ERT5 DIM		24517	24597	24667	x	24617	x
24523	BELTR 154 TR ERT5 DIM		x	x	x	x	x	x
24543	BELTR 149 TR ERT5 DIM		x	x	x	x	x	x
24533	BELTR 180 TR ERT5 DIM		x	x	x	x	x	x
24553	BELTR 254 TR ERT5 DIM		24653	24583	24604	x	24624	x
24573	BELTR 249 TR ERT5 DIM		24673	24593	24614	x	24634	x
24563	BELTR 280 TR ERT5 DIM		24663	24613	x	x	x	x

Example of type marking: 24593 = BELTR 249 TR 3F ERT5 DIM

BELTR T5 TR DALI

Diffuser made of transparent polycarbonate (TR) - electronic digital dimmable ballast T5 DALI

Code	Type	1F	3F	M1h	M3h	3F M1h	3F M3h
24625	BELTR 128 TR ERT5 DALI	x	x	24628	x	x	x
24635	BELTR 135 TR ERT5 DALI	x	x	24638	x	x	x
24655	BELTR 228 TR ERT5 DALI	24605	24685	24658	x	24608	x
24665	BELTR 235 TR ERT5 DALI	24615	24695	24668	x	24618	x
24521	BELTR 154 TR ERT5 DALI	x	x	x	x	x	x
24541	BELTR 149 TR ERT5 DALI	x	x	x	x	x	x
24531	BELTR 180 TR ERT5 DALI	x	x	x	x	x	x
24551	BELTR 254 TR ERT5 DALI	24581	24681	24644	x	24664	x
24571	BELTR 249 TR ERT5 DALI	24501	24601	24654	x	24674	x
24561	BELTR 280 TR ERT5 DALI	24591	24691	x	x	x	x

MADE-TO-ORDER VERSION

* we can also deliver made-to-order light fittings equipped with back-up source for emergency (non-maintained) illumination

BELTR T5 TR NM1h

Diffuser made of transparent polycarbonate (TR), emergency back-up source - 1 hour for emergency (non-maintained) illumination

BELTR T5 TR NM3h

Diffuser made of transparent polycarbonate (TR), emergency back-up source - 3 hours for emergency (non-maintained) illumination, plastic clips

LEGEND

ERT5 DALI - version with electronic digital dimmable ballast controlled by DALI protocol

ERT5 DIM - version with electronic analogue dimmable ballast 1-10 V

1F - 1 phase wiring cables for through-wiring

3F - 3 phase wiring cables for through-wiring

M1h - emergency back-up source with operating time of 1 hour (SA) for both permanent and emergency illumination

M3h - emergency back-up source with operating time of 3 hours (SA) for both permanent and emergency illumination

NM1h - emergency back-up source with operating time of 1 hour (SE) for emergency (non-maintained) illumination

NM3h - emergency back-up source with operating time of 3 hours (SE) for emergency (non-maintained) illumination

Batteries must be formatted before their putting into operation. Assembly instructions must be observed at installation.


LIGHT FITTING ATTACHMENT

Directly to a ceiling or a wall with the use of screws



LIGHT FITTING DETAILED VIEW

BELTR T5 TR



BELTR T8



... indoor fluorescent light fitting.

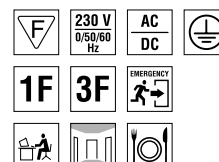
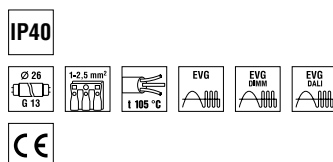
USE

The light fitting is suitable for offices, hallways, school interiors, libraries, lecture rooms, sanitary rooms, hospitals and passenger terminals.

ADVANTAGES

- Light fitting protection **IP40**
- Diffuser: opalized polycarbonate (OP) or transparent polycarbonate (TR) = high mechanical resistance
- Up to 30 % lower electricity consumption in DALI, DIM version
- It can be delivered in dimmable or emergency version

It is also available in a **LED** design.
More information is in the TREVOS catalogue
of LED light fittings marked as BELTR LED.




BELTR T8 OP



TECHNICAL DESCRIPTION

- Diffuser: opalized polycarbonate (OP), UV stable, impact-resistant
- Body (Reflector): steel sheet, white colour (RAL 9003)
- Cable gland: white, rubber
- Side covers: white, plastic (ABS)
- Terminal block: screwless, three-poles (basic version)
- Electric equipment: electronic ballast T8; T8 DALI or T8 DIM
- Light fitting protection: IP40



* - total luminous flux of the light fitting with T8/840 sources at the temperature of 25 °C

BELTR T8 OP E

Diffuser made of opalized polycarbonate (OP) - electronic ballast T8

Code	Type	1F	3F	M1h	M3h	3F M1h	3F M3h
24215	BELTR 118 OP E	x	x	x	x	x	x
24225	BELTR 136 OP E	x	x	24224	x	x	x
24235	BELTR 158 OP E	x	x	24234	x	x	x
24245	BELTR 218 OP E	x	x	x	x	x	x
24255	BELTR 236 OP E	24256	24286	24254	x	24284	x
24265	BELTR 258 OP E	24266	24296	24264	x	24294	x

BELTR T8 OP DIM

Diffuser made of opalized polycarbonate (OP), electronic analogue dimmable ballast T8 DIM 1-10 V

Code	Type	1F	3F	M1h	M3h	3F M1h	3F M3h
24227	BELTR 136 OP ER DIM	x	x	24327	x	x	x
24237	BELTR 158 OP ER DIM	x	x	24337	x	x	x
24257	BELTR 236 OP ER DIM	24247	24287	24347	x	24367	x
24267	BELTR 258 OP ER DIM	24277	24297	24357	x	24377	x

BELTR T8 OP DALI

Diffuser made of opalized polycarbonate (OP) - electronic digital dimmable ballast T8 DALI

Code	Type	1F	3F	M1h	M3h	3F M1h	3F M3h
24228	BELTR 136 OP ER DALI	x	x	24328	x	x	x
24238	BELTR 158 OP ER DALI	x	x	24338	x	x	x
24258	BELTR 236 OP ER DALI	24248	24288	24348	x	24368	x
24268	BELTR 258 OP ER DALI	24278	24298	24358	x	24378	x

MADE-TO-ORDER VERSION

* we can also deliver made-to-order light fittings equipped with back-up source for emergency (non-maintained) illumination

BELTR T8 OP NM1h

Diffuser made of opalized polycarbonate (OP),
emergency back-up source - 1 hour for emergency (non-maintained) illumination

BELTR T8 OP NM3h

Diffuser made of opalized polycarbonate (OP),
emergency back-up source - 3 hours for emergency (non-maintained) illumination, plastic clips

LEGEND

- E** – electronic ballast
- ER DALI** – version with electronic digital dimmable ballast controlled by DALI protocol
- ER DIM** – version with electronic analogue dimmable ballast 1-10 V
- 1F** – 1 phase wiring cables for through-wiring
- 3F** – 3 phase wiring cables for through-wiring

- M1h** – emergency back-up source with operating time of 1 hour (SA) for both permanent and emergency illumination
- M3h** – emergency back-up source with operating time of 3 hours (SA) for both permanent and emergency illumination
- NM1h** – emergency back-up source with operating time of 1 hour (SE) for emergency (non-maintained) illumination
- NM3h** – emergency back-up source with operating time of 3 hours (SE) for emergency (non-maintained) illumination

Batteries must be formatted before their putting into operation. Assembly instructions must be observed at installation.

LIGHT FITTING ATTACHMENT

Directly to a ceiling or a wall with the use of screws



LIGHT FITTING DETAILED VIEW

BELTR T8 OP



BELTR T8 TR



TECHNICAL DESCRIPTION

- Diffuser: transparent polycarbonate (TR), UV stable, impact-resistant
- Body (Reflector): steel sheet, white colour (RAL 9003)
- Cable gland: white, rubber
- Side covers: white, plastic (ABS)
- Terminal block: screwless, three-poles (basic version)
- Electric equipment: electronic ballast T8; T8 DALI or T8 DIM
- Light fitting protection: IP40

Code	Type	Light sources [W]	Luminous flux [lm]*	Light fitting efficiency [%]	Net weight [kg]	A [mm]	D [mm]
Diffuser made of transparent polycarbonate (TR) - electronic ballast - T8/G13							
24015	BELTR 118 TR E	1x18	1350*	82	0.6	635	450
24025	BELTR 136 TR E	1x36	3350*	82	1.1	1245	900
24035	BELTR 158 TR E	1x58	5200*	82	1.3	1545	900
24045	BELTR 218 TR E	2x18	2700*	63	1.2	635	450
24055	BELTR 236 TR E	2x36	6700*	63	1.6	1245	900
24065	BELTR 258 TR E	2x58	10400*	63	1.9	1545	900

* - total luminous flux of the light fitting with T8/840 sources at the temperature of 25 °C

BELTR T8 TR E

Diffuser made of transparent polycarbonate (TR), electronic ballast T8

Code	Type	1F	3F	M1h	M3h	3F M1h	3F M3h
24015	BELTR 118 TR E	x	x	x	x	x	x
24025	BELTR 136 TR E	x	x	24024	x	x	x
24035	BELTR 158 TR E	x	x	24034	x	x	x
24045	BELTR 218 TR E	x	x	x	x	x	x
24055	BELTR 236 TR E	24056	24086	24054	x	24084	x
24065	BELTR 258 TR E	24066	24096	24064	x	24094	x

BELTR T8 TR DIM

Diffuser made of transparent polycarbonate (TR), electronic analogue dimmable ballast T8 DIM 1-10 V

Code	Type	1F	3F	M1h	M3h	3F M1h	3F M3h
24027	BELTR 136 TR ER DIM	x	x	24127	x	x	x
24037	BELTR 158 TR ER DIM	x	x	24137	x	x	x
24057	BELTR 236 TR ER DIM	24047	24087	24147	x	24167	x
24067	BELTR 258 TR ER DIM	24077	24097	24157	x	24177	x

BELTR T8 TR DALI

Diffuser made of transparent polycarbonate (TR), electronic digital dimmable ballast T8 DALI

Code	Type	1F	3F	M1h	M3h	3F M1h	3F M3h
24028	BELTR 136 TR ER DALI	x	x	24128	x	x	x
24038	BELTR 158 TR ER DALI	x	x	24138	x	x	x
24058	BELTR 236 TR ER DALI	24048	24088	24148	x	24168	x
24068	BELTR 258 TR ER DALI	24078	24098	24158	x	24178	x

MADE-TO-ORDER VERSION

* we can also deliver made-to-order light fittings equipped with back-up source for emergency (non-maintained) illumination

BELTR T8 TR NM1h	Diffuser made of transparent polycarbonate (TR), emergency back-up source - 1 hour for emergency (non-maintained) illumination
BELTR T8 TR NM3h	Diffuser made of transparent polycarbonate (TR), emergency back-up source - 3 hours for emergency (non-maintained) illumination, plastic clips

LEGEND

- E** – electronic ballast
- ER DALI** – version with electronic digital dimmable ballast controlled by DALI protocol
- ER DIM** – version with electronic analogue dimmable ballast 1-10 V
- 1F** – 1 phase wiring cables for through-wiring
- 3F** – 3 phase wiring cables for through-wiring

- M1h** – emergency back-up source with operating time of 1 hour (SA) for both permanent and emergency illumination
 - M3h** – emergency back-up source with operating time of 3 hours (SA) for both permanent and emergency illumination
 - NM1h** – emergency back-up source with operating time of 1 hour (SE) for emergency (non-maintained) illumination
 - NM3h** – emergency back-up source with operating time of 3 hours (SE) for emergency (non-maintained) illumination
- Batteries must be formatted before their putting into operation. Assembly instructions must be observed at installation.

LIGHT FITTING ATTACHMENT

Directly to a ceiling or a wall with the use of screws



LIGHT FITTING DETAILED VIEW

BELTR T8 TR



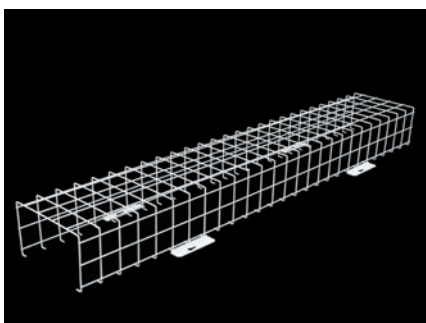
Securing of side covers

As a special design a version with securing of side covers with screws against unauthorised access to the lamps (for double tube versions) can be ordered.



OM – protective grid

The metal grid protects the light fitting against mechanical damage and unauthorised handling. It is attached to the surface with the use of screws. The surface is treated with the RAL 9003 powder-coated colour.



Code	Type	Description	Weight [kg]
11941	OM 218	protective grid for types 218, 214/224, 2.2ft (700×220×130 mm)	1.0
11942	OM 236	protective grid for types 236, 228/254, 2.4ft (1300×220×130 mm)	1.7
11943	OM 258	protective grid for types 258, 235/249/280, 2.5ft (1600×220×130 mm)	2.0



DALI PROFESSIONAL



CONTROL FOR BIG,
COMPREHENSIVE
APPLICATIONS



DALI PROFESSIONAL

This advanced system means a new trend in illumination control. It adds a new dimension of an easy control and creation of various illuminated scenes to the advantages of the LED technology.

The DALI PROFESSIONAL system is intended for comprehensive applications of illumination control for rooms and floors, the regulation depending on daylight, RGB and the dynamic control of illumination. This system allows us to reach big savings of electricity (ca. 75 %) when compared to existing applications without control.

The configuration and putting into operation is carried out very comfortably with the use of Windows PC software through USB connection. There is a predefined Plug&Play configuration for an immediate use without the necessity of the putting into operation procedure. The handling is carried out by standard switches, which are connected to the DALI PROFESSIONAL Coupler. The **DALI PRO SENSOR Coupler** serves for an easy connection of all lighting and presence sensors. Altogether up to 50 DALI PRO Couplers can be connected. Capacity glass touch panels and a touch screen with very elegant design are used as functional controlling elements.

Application:

- offices
- restaurants
- assembly and industrial shop floors
- warehouses
- shopping areas

DALI PROFESSIONAL advantages:


- each DALI circuit can control 64 electronic ballasts
- each DALI (A, B, C, D) circuit can contain 16 groups and save 16 scenes
- controller integrates 4 freely configurable, potential-free relays
- functions overreaching individual circuits
- control of all groups depending on daylight and space use intention with motion detection
- process control depending on space function, e.g. staircases, hallways
- graphic visualisation of device connection

DALI PROFESSIONAL system controlling units:
















System accessories:

DALI PRO Touch control touch panel



- 5.7" LCD high-resolution touch screen
- e:bus DALI gateway power supply
- Switching and dimming of all connected light fittings
- Programmable times of switching-on and switching-off for groups
- Own objects such as backgrounds, logos, keys or layout plans can be used

LIGHT SOURCES AND SYSTEMS - technical parameters

LBS	W	L [mm]	Lampholder	Luminous flux [lm]	t [h]	OSRAM	
Compact fluorescent tubes							
TC-T	13	90	GX24d-1	900	8000	DULUX T 13 W	
TC-T	18	100	GX24d-2	1200	8000	DULUX T 18 W	
TC-T	26	115	GX24d-3	1800	8000	DULUX T 26 W	
TC-D	13	115	G24D-1	900	8000	DULUX D 13 W	
TC-D	18	130	G24D-2	1200	8000	DULUX D 18 W	
TC-D	26	149	G24D-3	1800	8000	DULUX D 26 W	
TC-DEL	13	115	G24q-1	900	10000	DULUX D/E 13 W	
TC-DEL	18	130	G24q-2	1200	10000	DULUX D/E 18 W	
TC-DEL	26	149	G24q-3	1800	10000	DULUX D/E 26 W	
TC-S	9	144	G23	600	8000	DULUX S 9 W	
TC-S	11	214	G23	900	8000	DULUX S 11 W	
TC-L	18	217	2G11	1200	8000	DULUX L 18 W	
TC-L	24	317	2G11	1800	8000	DULUX L 24 W	
TC-L	36	411	2G11	2900	8000	DULUX L 36 W	
Linear fluorescent tubes							
T5	14	549	G5	1350	20000	LUMILUX HE 14 W	
T5	21	849	G5	2100	20000	LUMILUX HE 21 W	
T5	28	1149	G5	2900	20000	LUMILUX HE 28 W	
T5	35	1449	G5	3650	20000	LUMILUX HE 35 W	
T5	24	549	G5	2000	24000	LUMILUX HO 24 W	
T5	39	849	G5	3500	24000	LUMILUX HO 39 W	
T5	49	1449	G5	4900	24000	LUMILUX HO 54 W	
T5	54	1149	G5	5000	24000	LUMILUX HO 54 W	
T5	80	1449	G5	7000	24000	LUMILUX HO 80 W	
T5	24	549	G5	1900	24000	CONSTANT HO 24 W	
T5	39	849	G5	3400	24000	CONSTANT HO 39 W	
T5	49	1449	G5	4300	24000	CONSTANT HO 54 W	
T5	54	1149	G5	4850	24000	CONSTANT HO 54 W	
T5	80	1449	G5	6800	24000	CONSTANT HO 80 W	
ES - energy saver							
T5	25	1149	G5	2900	20000	LUMILUX HE 25 W ES	
T5	32	1449	G5	3650	20000	LUMILUX HE 32 W ES	
T5	45	1449	G5	4900	24000	LUMILUX HO 45 W ES	
T5	50	1149	G5	5000	24000	LUMILUX HO 50 W ES	
T5	73	1449	G5	7000	24000	LUMILUX HO 73 W ES	
XT - with long lifetime							
T5	54	1149	G5	5000	45000	LUMILUX HO 54 W XT	
T5	80	1449	G5	7000	45000	LUMILUX HO 80 W XT	
T8	10	470	G13	650	18000	LUMILUX L 10 W	
T8	15	438	G13	950	18000	LUMILUX L 15 W	
T8	18	590	G13	1350	18000	LUMILUX L 18 W	
T8	30	895	G13	2400	18000	LUMILUX L 30 W	
T8	36	1200	G13	3350	18000	LUMILUX L 36 W	
T8	58	1500	G13	5200	18000	LUMILUX L 58 W	
Circular fluorescent tubes							
T-R 8 (T9 C)	22	216	G10q	1350	10000	LUMILUX L 22 W C	
T-R 8 (T9 C)	32	305	G10q	2250	10000	LUMILUX L 32 W C	
T-R 8 (T9 C)	40	406	G10q	3200	10000	LUMILUX L 40 W C	
T5 FC	22	230	2GX13	1900	12000	LUMILUX FC 22 W	
T5 FC	40	305	2GX13	3400	12000	LUMILUX FC 32 W	
T5 FC	55	305	2GX13	4200	12000	LUMILUX FC 40 W	

LBS - international system of light source marking

Luminous flux [lm] - luminous flux in lumens (in spectrum from 830 to 840)

t [h] - average lifetime of sources in hours (operation with ballast with warm start)

OSRAM - Osram light source offer

OSRAM electronic ballasts

The guarantee of up to 5 years is provided for EBs after registration and the use of OSRAM EBs in combination with OSRAM light sources.

If T5 HE and T5 HO fluorescent tubes are in vertical operating position, their base with marking print must be placed down.

If T5 FC fluorescent tube is in vertical operating position, its 2GX13 base must be placed down. In case of light fittings with more fluorescent tubes, T5 HE and T5 HO fluorescent tubes must be always used with their marking print at the same side in order to avoid heating their "cold spot".



LIGHT SOURCES AND SYSTEMS - technical parameters

LBS	W	L [mm]	Lampholder	Luminous flux [lm]	t [h]	OSRAM		
Halide lamps							POWERSTAR	
HIT	70	84	G12	5800	9000	HQI-T 70/NDL		
HIT	70	84	G12	5300	9000	HQI-T 70/WDL		
HIT	150	84	G12	13000	9000	HQI-T 150/NDL		
HIT	150	84	G12	13000	9000	HQI-T 150/WDL		
HIT	250	226	E40	20000	12000	HQI-T 250/D PRO		
HIT	250	246	E40	19800	12000	HQI-T 250/N/SI SUPER		
HIT	400	273	E40	42000	12000	HQI-T 400/N		
HIT	400	275	E40	36500	12000	HQI-T 400/N/SI SUPER		
HIT	1000	345	E40	85000	9000	HQI-T 1000/D		
HIT	1000	345	E40	110000	9000	HQI-T 1000/N		
HIT	2000	430	E40	180000	9000	HQI-T 2000/D		
HIT	2000	430	E40	205000	9000	HQI-T 2000/N		
HIT	2000	430	E40	240000	9000	HQI-T 2000/N/E SUPER		
HIT-DE	70	117	RX7s	6500	9000	HQI-TS 70/NDL		
HIT-DE	70	117	RX7s	6200	9000	HQI-TS 70/WDL		
HIT-DE	70	117	RX7s	6200	9000	HQI-TS 70/D		
HIT-DE	150	135	RX7s-24	12500	12000	HQI-TS 150/NDL		
HIT-DE	150	135	RX7s-24	12000	12000	HQI-TS 150/WDL		
HIT-DE	150	135	RX7s-24	13500	12000	HQI-TS 150/D		
HIT-DE	250	162	Fc2	20000	12000	HQI-TS 250/NDL		
HIT-DE	250	162	Fc2	22000	12000	HQI-TS 250/WDL		
HIT-DE	250	162	Fc2	20000	12000	HQI-TS 250/D PRO		
HIT-DE	1000	187	K12s-36	90000	6000	HQI-TS 1000/NDL/S		
HIT-DE	1000	187	K12s-36	90000	6000	HQI-TS 1000/D/S		
HIT-DE	2000	187	K12s-36	215000	4000	HQI-TS 2000/NDL/S		
HIT-DE	2000	187	K12s-36	200000	4000	HQI-TS 2000/D/S		
HIE	70	141	E27	5500	9000	HQI-E 70/NDL/clear		
HIE	70	141	E27	5200	9000	HQI-E 70/WDL/clear		
HIE	100	141	E27	8400	9000	HQI-E 100/NDL/clear		
HIE	100	141	E27	8500	9000	HQI-E 100/WDL/clear		
HIE	150	141	E27	12500	9000	HQI-E 150/NDL/clear		
HIE	150	141	E27	12900	9000	HQI-E 150/WDL/clear		
HIE	250	226	E40	19000	12000	HQI-E 250/D PRO		
HIE	250	244	E40	19200	12000	HQI-E 250/N/SI SUPER		
HIE	400	285	E40	42000	12000	HQI-E 400/N/clear		
HIE	400	290	E40	34000	12000	HQI-E 400/D PRO		
HIE	400	285	E40	35000	12000	HQI-E 400/N/SI SUPER		
Sodium high-pressure lamps								VIALOX
HST	150	210	E40	15000	24000	NAV-T 150		
HST	150	210	E40	74500	24000	NAV-T 150 SUPER 4Y		
HST	250	257	E40	28000	24000	NAV-T 250		
HST	250	257	E40	33200	24000	NAV-T 250 SUPER 4Y		
HST	400	285	E40	48000	24000	NAV-T 400		
HST	400	285	E40	56500	24000	NAV-T 400 SUPER 4Y		
HST	1000	360	E40	130000	-	NAV-T 1000		
HST-DE	70	120	RX7s	6800	18000	NAV-TS 70 SUPER 4Y		
HST-DE	150	138	RX7s-24	15000	24000	NAV-TS 150 SUPER 4Y		
HSE	70	71	E27	5600	18000	NAV-E 70/E		
HSE	70	71	E27	6300	18000	NAV-E 70 SUPER 4Y		
HSE	100	76	E27	8500	18000	NAV-E 100		
HSE	100	76	E27	10200	18000	NAV-E 100 SUPER 4Y		
HSE	150	91	E40	14500	24000	NAV-E 150		
HSE	150	91	E40	17000	24000	NAV-E 150 SUPER 4Y		
HSE	250	91	E40	27000	24000	NAV-E 250		
HSE	250	91	E40	31100	24000	NAV-E 250 SUPER 4Y		
HSE	400	122	E40	48000	24000	NAV-E 400		
HSE	400	122	E40	55500	24000	NAV-E 400 SUPER 4Y		
Mercury lamps								
HME	50	56	E27	2000	24000	HQL 50 DE LUXE		
HME	80	71	E27	4000	24000	HQL 80 DE LUXE		
HME	125	76	E27	6800	24000	HQL 125 DE LUXE		
HME	250	91	E40	14000	24000	HQL 250 DE LUXE		
HME	400	122	E40	24000	24000	HQL 400 DE LUXE		

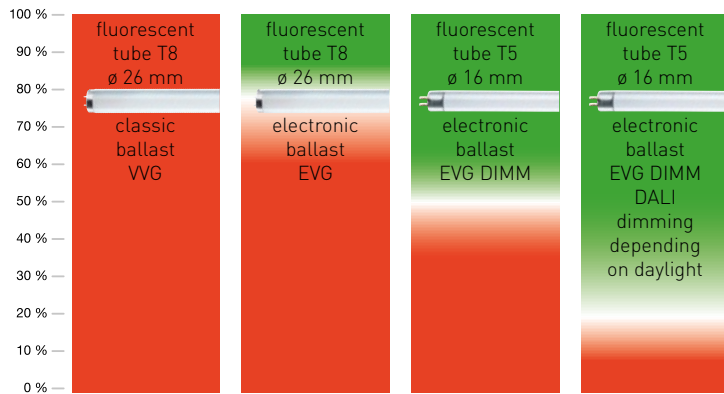
LIGHT SOURCES AND SYSTEMS - technical parameters

Light source type	Input [W]	Max. dimension [mm]	Luminous flux [lm]		System input (active) [W]		System input current to light source [A]		
			at 25°C	at 35°C	EL. b.	EL.-mag. b.	EL. b. compensated	EL.-mag. b.	
								compensated	uncompensated
Linear fl. tubes - T8 (827, 830, 840)									
	15	438	950	875	15	19	0.07	0.08	0.17
	18	590	1350	1200	18	23	0.08	0.1	0.19
	36	1200	3350	3050	36	43	0.16	0.19	0.42
	58	1500	5200	4600	58	65	0.26	0.29	0.61
Linear fl. tubes - T5 (827, 830, 840)									
	14	549	1200	1350	15		0.07		
	21	849	1900	2100	22		0.1		
	24	549	1750	2000	26		0.12		
	28	1149	2600	2900	31		0.15		
	35	1449	3300	3650	38		0.18		
	39	849	3100	3500	42		0.19		
	49	1449	4300	4900	53		0.24		
	54	1149	4450	5050	58		0.26		
	80	1449	6150	7050	85		0.38		
Circular fl. tubes - T8 (827, 830, 840)									
	22	216	1350	1200	22	26	0.09	0.11	0.21
	32	307	2050	1850	35	37	0.15	0.18	0.31
	40	409	2900	2650	40	45	0.18	0.22	0.35
Circular fl. tubes - T5 (827, 830, 840)									
	22	225	1800	2050	24		0.11		
	40	300	3200	3600	43		0.19		
	55	300	4200	4850	59		0.27		
Square fl. tubes (827, 835)									
	16	141	1050		18	22	0.08	0.11	0.19
	28	207	2050		31	35	0.14	0.17	0.3
Compact fl. tubes (827, 830, 840)									
	9	167	600		11	16	0.05	0.07	0.1
	11	237	900		13	17	0.06	0.08	0.12
	13	115	900		15	19	0.07	0.1	0.13
	18	130	1200		21	25	0.09	0.12	0.18
	26	149	1800		30	34	0.13	0.16	0.26

Fluorescent source colour rendering correct choice	Shot light	Warm white					White				Daylight			Horti-culture
		29	827	927	830	930	25	33	840	940	950	865	965	
Light colour	79													
CIE division		3	1B	1A	1B	1A	2A	2B	1B	1A	1A	1B	1A	2A
Shop - foodstuff					●				●					
Shop - meat	●								●					
Shop - textiles, leather				●		●				●				
Hairdressers', beauty salons				●		●				●				
Workshops, mechanics									●			●		
Printing										●	●		●	
Warehouses									●					
Paintshops									●			●		
Colour testing											●		●	
Growing of plants														●
Households, restaurants			●	●										
Offices, school rooms					●				●					
Museums						●				●				
Hospital rooms				●		●								
Consulting rooms										●				
Sporting facilities					●				●					
Outdoor illumination		●						●						●

● Recommended ■ Permissible

FLORESCENT TUBE SOURCE ELECTRICITY SAVINGS DEPENDING ON USED BALLAST TYPE



With controlled illumination depending on daylight and presence of persons it is possible to save up to 80% of electricity.

CHEMICAL RESISTANCE OF SELECTED MATERIALS

Environment	Maximum concentration	Polycarbonate/PC			Acrylate/AC (SAN, PMMA)			ABS			Aluminium/Al			Polyamide (PA6/66)			INOX AISI 304		
		Resistance			Resistance			Resistance			Resistance			Resistance			Resistance		
		yes	partially	no	yes	partially	no	yes	partially	no	yes	partially	no	yes	partially	no	yes	partially	no
Aceton (ketones)																			
Aniline																			
Ammonia	5%																		
Benzaldehyde																			
Benzene																			
Diethylether (ethers)																			
Potassium nitrate	40%																		
Ethanol (alcohols)	50%																		
Ethylacetate (esters)																			
Ethyl alcohol																			
Phenol																			
Glycerine																			
Heptane																			
Ammonium hydroxide	25%																		
Sodium hydroxide - base	60%																		
Sodium chloride - salt solution	15%																		
Sulphur chloride and Calcium chloride																			
Carbon tetrachloride and Chloric ether																			
Iron dichloride																			
Arsenic acid and Oleic acid																			
Citric acid	20%																		
Nitric acid	20%																		
Nitric acid	50%																		
Phosphoric acid	30%																		
Hydrochlorid acid	5%																		
Hydrochlorid acid	35%																		
Chromic acid	40%																		
Formic acid	30%																		
Acetic acid	10%																		
Sulphuric acid	30%																		
Methanol																			
Fuel oil																			
Mineral oil																			
Vegetable oil																			
Rape oil																			
Lamp oil																			
Hydrogen peroxide	30%																		
Ammonium sulphate	15%																		
Toluene																			
Turpentine oil																			
Trichlorethylene																			
Sodium carbonate	20%																		
Aliphatic hydrocarbons																			
Aromatic hydrocarbons																			
Alkali																			

APPROXIMATE VALUES OF LIGHT FITTING MAINTENANCE FACTOR (LMF)

IP65, IP66 light fittings – PRIMA, PERUN, ALUMAX, LINEA					
	Cleaning intervals in years				
Environment	1,0	1,5	2,0	2,5	3,0
Very clean	0,96	0,93	0,93	0,92	0,92
Clean	0,94	0,91	0,91	0,90	0,90
Common (optional)	0,90	0,88	0,86	0,85	0,84
Dirty (optional)	0,86	0,83	0,81	0,80	0,79

IP20, IP40 light fittings – BELTR, SB, ST, LUXOR					
	Cleaning intervals in years				
Environment	1,0	1,5	2,0	2,5	3,0
Very clean	0,94	0,93	0,91	0,9	0,89
Clean	0,88	0,85	0,83	0,81	0,79
Common (optional)	0,82	0,79	0,77	0,75	0,73
Dirty (optional)	0,77	0,73	0,71	0,68	0,65

The table includes only approximate values that may not match the maintenance values achievable for a specific device.